

UNLOCK THE FUTURE OF TRADING WITH AI



Introduction

Welcome to "Trading with AI: The Future of Automated Success".



If you're reading this, you've already taken a significant step towards understanding how **Artificial Intelligence (AI)** is revolutionizing the world of trading. In the past few years, AI has transitioned from a niche technological advancement to a **game-changer** in financial markets, helping traders make faster, smarter decisions and achieve consistent profits. Whether you're an experienced trader or just starting out, AI has the potential to unlock new possibilities in your trading strategy.

I know what it's like to face the challenges of trading — the emotions, the pressure, and the constant need to stay ahead of the game. I've been there myself, struggling through the ups and downs, searching for a way to bring consistency to my results. Trading was a way to gain freedom, but it can also be a **stressful pursuit**. That was until I discovered the power of AI. Once I integrated AI into my strategy, I started seeing better risk management, more consistent profits, and reduced emotional stress.


But don't just take my word for it. AI has **transformed the way the markets work**, and in this book, I'm going to show you how to integrate AI into your trading so you can achieve the same level of success and consistency that I've experienced.

Why AI in Trading?

Trading in the modern world is about **more than just gut instinct** or following the crowd. With global markets reacting to political events, economic data, and sudden shocks, **human decision-making** often falls short of keeping up with the pace. Here's where **AI** steps in.

1. Speed and Efficiency:

Markets move at incredible speeds, and **AI algorithms** can process vast amounts of data far faster than any human could. This means you can capitalize on opportunities before they disappear. AI can scan news articles, **price action**, **economic indicators**, and other data points in real time to provide actionable trading signals **instantly**.




2. Data Analysis at a Scale Impossible for Humans:

AI allows us to analyze **gigantic datasets** — **market data**, **historical trends**, and **real-time news** — that would overwhelm even the most dedicated human trader. Instead of relying on traditional technical analysis or just a few indicators, AI allows you to make **data-driven decisions** by spotting patterns that humans might overlook. It can also **learn** from past trading patterns and continuously improve its predictions.



3. Risk Management and Consistency:

One of the most significant advantages of AI is its ability to remove **emotion from trading**. Emotions such as **fear** and **greed** are often what lead traders to make poor decisions. **AI bots** are programmed to follow specific rules, meaning they don't act on emotion, only on **data-driven signals**. This leads to **more consistent profits** and **lower drawdowns**, even during volatile market conditions. AI can adjust **position sizing**, **set stop-losses**, and **take profits** based on the current market conditions, which leads to better **risk management**.



4. Adaptability:

Markets evolve, and **AI systems can adapt to those changes**. A well-designed AI trading system can learn from each trade it makes, gradually improving its decision-making.

Reinforcement learning is one such method, where the AI continuously improves based on past successes and failures. This means AI traders can become **better over time** — something that traditional systems struggle to do.

5. 24/7 Trading:

The beauty of AI is that it doesn't need to sleep. It's a **24/7 trading solution**, capable of monitoring and trading the markets even when you're not awake. AI-powered systems can continuously assess market conditions, execute trades, and adjust strategies without requiring you to be glued to your screen.



6. Competitive Advantage:

AI is no longer a luxury reserved for institutional traders. In fact, **retail traders** like you and me can use the same technologies to gain a **competitive edge** in the markets. The **costs** of setting up AI-powered trading bots have decreased dramatically, making this technology accessible to individual traders who want to maximize their profits while minimizing risks.

By the end of this book, you'll understand not only how to use AI to **automate your trading** but also how to **leverage its power** to make smarter, more informed decisions, giving you an edge over traditional manual trading methods. I'll walk you through step-by-step how you can **set up your first AI bot**, understand the algorithms behind them, and begin backtesting and refining your strategies.

BLANK PAGE

Chapter 1: Understanding AI in Trading (Expanded)

What is AI?

Artificial Intelligence (AI) encompasses technologies designed to perform tasks typically requiring human intelligence, such as reasoning, learning, and problem-solving. AI uses algorithms to mimic cognitive functions like **pattern recognition** and **decision-making**. These systems improve over time by analyzing large datasets, which is particularly useful for **financial markets** where vast amounts of data are generated every second.

In trading, AI can analyze **market data**, execute trades, and optimize strategies with minimal human input. This allows for smarter, more data-driven decision-making. As trading becomes faster and more complex, **AI systems** are no longer just tools for large institutions—they are accessible and highly effective for individual traders as well.

Types of AI in Trading

1. Machine Learning (ML)

- **What it is:** Machine learning (ML) is a subset of AI where algorithms learn from data and improve without human intervention. It allows computers to identify patterns in historical data and use these patterns to make predictions about future price movements.
- **In Trading:** Traders use machine learning algorithms to analyze price data, market trends, or economic indicators, enabling them to predict **market movements** and make decisions on trades based on data, not guesswork.
- **Example:** Imagine training an algorithm on **historical stock prices**. Over time, the algorithm learns to spot recurring price patterns, such as a bullish reversal after a certain technical indicator triggers. It can predict similar future movements and act on those predictions.

2. Deep Learning

- **What it is:** Deep learning is an advanced subset of machine learning that uses **neural networks** to analyze complex data. Unlike traditional algorithms, deep learning models have multiple layers, each responsible for learning from specific aspects of data.
- **In Trading:** Deep learning can handle **more intricate datasets** such as **social media sentiment**, **financial news articles**, and even **tweets** to gauge market sentiment. This allows traders to anticipate market shifts that might not be immediately reflected in price data alone.
- **Example:** A deep learning model could analyze millions of tweets in real time, detecting whether a CEO's speech has positive or negative sentiment and predicting its impact on stock prices.

3. Reinforcement Learning (RL)

- **What it is:** Reinforcement learning involves training models to make decisions by rewarding or penalizing them for their actions, much like how humans learn from trial and error.
- **In Trading:** RL can be used to improve trading strategies through continual learning and **adaptation**. The model tests different strategies, receives feedback based on success or failure, and adjusts over time to maximize profits.
- **Example:** A reinforcement learning-based trading bot might learn to increase its position size during a **bull market** and reduce exposure during a **bear market**, continuously refining its risk management strategies over time.



How AI is Used in Trading

AI's ability to process and analyze large volumes of data in real-time is what makes it a powerful tool for modern traders. Here's a deeper look at the major applications:

1. Data Analysis and Pattern Recognition

- AI excels in **pattern recognition**, using historical data to identify trends and patterns that might not be visible to human traders. This allows traders to react to market signals **before they become obvious**.
- **Example:** A machine learning algorithm might recognize a pattern of price action where stocks historically rise after breaking a certain resistance level, triggering a **buy signal** when this happens.

2. Algorithmic Trading

- **Algorithmic trading** automates trade execution based on set criteria, such as technical indicators, price movements, and other market data. AI enhances algorithmic trading by enabling **dynamic strategy optimization** and better handling of market volatility.
- **Example:** An AI-powered algorithm might automatically adjust the trading strategy based on market conditions. For example, it might switch from a **mean-reversion strategy** to a **trend-following strategy** based on real-time data inputs.

3. Predictive Analytics

- AI enables predictive analytics, which involves analyzing historical market data to predict future trends and price movements. By processing vast datasets, AI can forecast **market trends** with remarkable accuracy.
- **Example:** AI can forecast **short-term market trends** based on current technical indicators and historical price movements, providing traders with the opportunity to act on potential market shifts before they happen.

4. Risk Management


- AI enhances **risk management** by automatically calculating and adjusting position sizes, setting stop-loss levels, and identifying the most optimal exit points based on the current market conditions.
- **Example:** AI can track market volatility and adjust stop-loss levels accordingly, tightening them during periods of high volatility and loosening them when the market is stable, effectively managing risk.

5. Sentiment Analysis

- AI can process data from social media platforms, news articles, and financial reports to gauge **market sentiment**. Sentiment analysis tools use natural language processing (NLP) to determine whether a market sentiment is **positive** or **negative**, helping traders anticipate market moves.
 - **Example:** If AI detects that **social media sentiment** about a stock is overwhelmingly positive, it could trigger a **buy signal**, capitalizing on the **positive momentum** before the broader market catches on.
-

Why AI Makes Better Trading Decisions

AI's strengths lie in its ability to handle **large datasets** at high speed, recognize complex patterns, and remove emotions from decision-making. Here's why it outperforms traditional methods:



1. Speed and Efficiency

- AI can **process massive datasets** and make decisions in **real-time**, a critical advantage in fast-moving markets. Humans cannot manually analyze all the data AI can process, nor can they react to market changes at the same speed.

2. Data-Driven Decisions

- Unlike human traders who might rely on intuition or incomplete information, AI makes decisions based on **facts and data**. It uses **quantitative analysis** to support its trades and **refines** those decisions over time as more data is processed.

3. Emotion-Free Trading

- One of the biggest advantages of AI is that it is **immune to emotions** such as fear or greed. In trading, emotions can lead to impulsive decisions, such as **overleveraging** or **panic selling**. AI strictly follows rules, ensuring consistent and rational decisions.

4. Adaptive Learning

- AI models don't stay static; they **learn** from each trade. Machine learning models can adjust their behavior based on past performance and continuously improve. This **adaptive nature** allows them to stay ahead of market trends and adjust to changing conditions without human intervention.
-



Summary

AI is transforming the way traders approach the markets. From **real-time decision-making** to **predictive analytics** and **risk management**, AI offers tools that can drastically improve trading strategies. By learning from vast amounts of data, AI not only provides faster and more accurate decisions but also removes the emotional aspect of trading, which often leads to costly mistakes. In the following chapters, we will dive deeper into how you can integrate AI into your own trading strategies, whether you're a beginner or an experienced trader.



BLANK PAGE

Chapter 2: The Basics of Algorithmic and Quantitative Trading

What is Algorithmic Trading?

Algorithmic trading (also known as **algo-trading**) refers to the use of **computer algorithms** to automate trading strategies. At its core, an algorithm is simply a **set of predefined rules** that a computer follows to execute buy or sell orders based on specific criteria. These algorithms analyze market data in real-time, make decisions, and place orders at lightning speed, offering significant advantages over manual trading.

Algorithmic trading is essential in today's **high-speed, high-frequency markets**, where human traders cannot process data fast enough to react to opportunities. Algorithms are programmed to execute complex strategies, taking into account **historical data, technical indicators, and real-time market conditions**, often in milliseconds.




The Key Components of Algorithmic Trading

1. Data Input:

- **Market Data:** This includes essential information like price feeds, trading volume, bid-ask spreads, and historical prices. These are the primary data points that trading algorithms use to make decisions.
- **Economic Data:** AI-powered algorithms also integrate macroeconomic data (such as **GDP** or **interest rates**) into their strategies.
- **Sentiment Data:** AI can analyze real-time **news** and **social media** to capture market sentiment and adjust trading strategies accordingly.

2. Trading Strategy:

- A trading strategy is a set of rules that guide the algorithm's trading decisions. These strategies are often built on mathematical models, technical indicators, or historical data patterns.
- Common strategies include:
 - **Trend-following:** The algorithm buys when the market is trending upwards and sells when the trend turns downward.
 - **Mean-reversion:** Based on the idea that prices eventually revert to their mean, algorithms execute trades based on price deviations.
 - **Momentum:** The algorithm buys when a trend is strong and sustains its position to capitalize on continued momentum.



3. Execution:

- After identifying a trading opportunity, the algorithm executes the trade without the need for human intervention. **Speed** is a key factor in algorithmic trading; the faster a trade is executed, the better the chance of securing optimal prices.
- **Execution Algorithms** are designed to find the best execution price, minimize market impact, and reduce trading costs.

4. Risk Management:

- Algorithms are designed to mitigate risk by using techniques such as **dynamic position sizing, automated stop-losses, and take-profits**.
- **AI-powered algorithms** constantly monitor market conditions and adjust trading parameters in real-time to minimize risk and avoid significant losses.



The Role of AI in Algorithmic Trading

While traditional algorithms operate based on static rules, **AI-powered algorithms** bring an additional level of intelligence by learning from data and adjusting strategies over time. Here's how AI enhances algorithmic trading:

1. Learning from Historical Data:

- **Machine learning** algorithms learn from **historical market data** to identify patterns that could indicate future price movements. They can adjust their predictions as new data is collected, improving their ability to forecast future trends.
- Example: An AI trading bot could train on **EUR/USD** price data from the past 5 years and learn to identify recurring patterns, such as how the price reacts after a particular economic report release.

2. Pattern Recognition:

- AI can process vast datasets and identify **patterns** that might be invisible to the human eye. This capability allows AI systems to spot **market inefficiencies** or **high-probability opportunities** in real-time.
- Example: AI might recognize a recurring pattern in **price action** after news releases, such as a **bullish reversal** following a **positive earnings report**. The AI bot would then be able to act on this pattern by placing a buy order.

3. Predictive Analytics:

- AI-powered models use **predictive analytics** to anticipate future market movements based on a combination of historical data and real-time inputs like **news sentiment** and **market volatility**.
- Example: AI could use **technical indicators** and **economic reports** to predict whether a currency pair will appreciate or depreciate in the short term, executing trades accordingly.

4. Real-time Decision Making:

- AI algorithms constantly process **new data** and **adjust strategies** in real-time. This allows them to respond to **market shifts** and changing conditions more quickly than human traders or traditional algorithms.
 - Example: In response to **volatile market conditions**, an AI-powered trading bot might automatically switch strategies, moving from a **scalping approach** to a **trend-following strategy** based on current price movements and volatility.
-

Building Your First Algorithmic Trading System

1. Step 1: Define Your Strategy

- Choose the type of algorithmic strategy you want to build. You may choose a **trend-following** strategy, **mean-reversion** strategy, or a **momentum** strategy.
- Break your strategy down into specific rules that the algorithm can follow automatically. For example, "When the 50-period moving average crosses above the 200-period moving average, place a buy order."

2. Step 2: Choose Your Platform

- Platforms like **MetaTrader 5 (MT5)** and **QuantConnect** are great for algorithmic trading. For MT5, you'll use **MQL5**, and for QuantConnect, you'll use **Python** to develop your strategy.
- Example: With MT5, you can program your trading algorithm using **MQL5** to execute trades based on technical indicators.

3. Step 3: Backtest Your Algorithm

- **Backtesting** involves running your algorithm against **historical market data** to see how it would have performed in the past.
- Example: Use backtesting to see how your strategy would have performed during different market conditions (e.g., trending markets, sideways markets, or during financial crises).

4. Step 4: Paper Trade and Go Live

- After backtesting, you can move on to **paper trading** (simulated trading) to observe how your algorithm performs in real-time market conditions. Once you're confident, you can begin live trading with real capital.
 - Example: Start with small positions to test your bot's performance in live markets before scaling up.
-

Why Use AI in Algorithmic Trading?



1. **Speed:** AI algorithms can process data and execute trades in milliseconds, far faster than human traders.
2. **Accuracy:** AI's decisions are based purely on **data** and **patterns**, ensuring **precise** execution.
3. **Adaptability:** AI models can **adapt** to new market conditions by learning from data and adjusting strategies accordingly.
4. **Risk Reduction:** AI-powered systems can automatically adjust risk management strategies, ensuring **limited drawdown** and more stable performance.

Summary

Algorithmic and quantitative trading are the foundation of modern financial markets, with AI dramatically improving their effectiveness. AI can analyze massive datasets, learn from historical performance, and adapt to real-time market conditions. In this chapter, we covered the basics of algorithmic trading, how AI enhances trading strategies, and the essential steps to build your first algorithmic system. With the power of AI, you can make faster, more accurate decisions and minimize risk while capitalizing on market opportunities.

In the next chapter, we will explore how to integrate AI into your personal trading strategy and begin building your **AI-powered trading bot**.

BLANK PAGE

Chapter 3: Integrating AI into Your Trading Strategy

AI is not just a tool for automating trading—it's a **game-changer** that can help you **build** and **refine** your trading strategies. The integration of AI into your trading process allows for **data-driven decisions**, **optimization of performance**, and **continuous learning**. In this chapter, we will explore how to **integrate AI** into your trading strategy, how to **build your strategy** using AI, and how to keep improving it over time.



1. How AI Enhances Traditional Strategies

Before we dive into the mechanics of creating a strategy with AI, it's important to understand how AI can **enhance** traditional strategies. If you already have a strategy in place (whether it's based on **technical indicators**, **price action**, or **fundamental analysis**), AI can take your approach to the next level.

1. AI + Technical Indicators:

- **Technical indicators** like **Moving Averages (MA)**, **RSI**, **MACD**, **Bollinger Bands**, and others have been widely used for decades in trading. However, AI can be used to **optimize** how these indicators are applied in a strategy, making them **more responsive** to current market conditions.
- **Example:** If you use a **MACD** indicator to spot trend changes, AI can help you determine the **best timeframes** and **parameters** (e.g., the length of moving averages) based on the asset's historical data.
-

2. AI + Price Action:

- **Price action** strategies are based on analyzing the movements of price on a chart without relying on traditional indicators. AI can analyze **historical price action** to detect certain **patterns** that signal opportunities to buy or sell.
- **Example:** AI can scan charts for patterns like **head and shoulders, double tops, candlestick formations**, or **support/resistance levels** and automatically generate buy or sell signals when these patterns form.

3. AI + Sentiment Analysis:

- Sentiment analysis involves analyzing the **mood** or **sentiment** of the market by looking at news articles, social media posts, and other sources of textual data. AI can process this data to detect whether the market sentiment is **positive** or **negative**, which can help inform trading decisions.
 - **Example:** AI can track social media sentiment about a particular stock. If there's a surge in **positive sentiment**, the algorithm might execute a buy order, anticipating that market participants will follow the sentiment.
-

2. Building Your AI-Assisted Trading Strategy

AI can also help you **build a strategy from scratch**. This is especially valuable for beginners who may not know where to start or who feel overwhelmed by market complexity. Here's how AI can be used to help you create your own personalized trading strategy.

1. Step 1: Define Your Trading Goals and Risk Profile

- The first thing you need to do is define your **goals** and **risk tolerance**. Are you looking for **short-term profits**, or are you aiming for **long-term growth**? Are you risk-averse or willing to take on higher risks for higher potential rewards?
- **AI-assisted strategy building** can help you tailor your strategy based on your **preferences**. For example, AI can analyze your risk tolerance and recommend a **position size, stop-loss level, and take-profit level** that aligns with your personal preferences.

2. Step 2: AI-Driven Market Analysis

- Once you have your goals and risk profile defined, the next step is to use AI for **market analysis**. AI can process **historical data** and analyze **market patterns**, helping you identify the **best markets** to trade in.
- **Example:** If you're interested in trading **forex**, AI can help you identify which currency pairs have been the most **profitable** based on past performance, volatility, and correlation with other markets.

3. Step 3: Creating the Strategy Framework

- **AI can recommend a framework for your strategy**, taking into account your trading goals, risk profile, and preferred market. For example, AI might suggest that a **trend-following strategy** works well for your chosen asset, or it could recommend a **mean-reversion** strategy based on market behavior.
- **Example:** AI might recommend trading a **long position** when the 50-day moving average crosses above the 200-day moving average in the **Dow Jones**, or it could

suggest **mean-reverting strategies** for **volatile stocks** that tend to revert to their mean.

4. **Step 4: Testing and Refining the Strategy**

- **Backtesting** is essential to understand how your strategy would have performed historically. AI can help you **backtest** the strategy by running simulations based on past data and adjusting the strategy's parameters to optimize performance.
 - **Example:** If AI suggests a **moving average crossover strategy**, you can backtest it to see how it would have performed on **EUR/USD** or any other asset over a set period (e.g., the past year).
-

3. **Optimizing Your AI-Powered Strategy**

Once you've built your strategy, **optimization** is the next step. AI can be incredibly powerful in fine-tuning your strategy by adjusting various parameters such as **entry/exit points**, **stop-losses**, and **position sizes**.

1. **Optimizing Entry and Exit Points:**

- AI can identify the **optimal entry points** based on historical data and **market conditions**. It can also adjust **exit points** to maximize profit or minimize loss, depending on **market volatility**.
- **Example:** If you use AI to analyze **historical performance** of your strategy, it can suggest specific **entry thresholds** (e.g., price breaks above a moving average by 2%) and **exit strategies** (e.g., when the price drops 3% below the entry point).

2. **Dynamic Risk Management:**

- AI allows for **dynamic risk management**, meaning your stop-loss and take-profit levels can **adapt** based on the current market environment.
- **Example:** AI can tighten the stop-loss level during high **market volatility** and loosen it during more stable periods, helping to **limit drawdowns** and protect your capital.

3. **Parameter Tuning:**

- AI can automatically **optimize parameters** like the length of moving averages, the size of the trading position, and more. For example, it can adjust the **moving average periods** based on which lengths historically performed best for specific assets.
 - **Example:** If you are using the **RSI** (Relative Strength Index), AI can analyze how changes in the **overbought** and **oversold** levels affect your strategy's profitability and suggest the **ideal thresholds**.
-

4. Monitoring and Adapting Your AI Strategy

Once your strategy is built and running, it's important to keep **monitoring its performance** and adapt it to evolving market conditions.



1. Real-Time Strategy Adaptation:

- AI can continuously analyze market conditions and adjust your strategy in **real-time**. For instance, if the market transitions from **trending** to **sideways**, AI can suggest a change in strategy to one that's more suitable, like switching from **trend-following** to **mean-reversion**.

2. Paper Trading and Optimization:

- After implementing your AI strategy, use **paper trading** to see how well it performs in live market conditions without risking real money. Use AI's **feedback loop** to continuously improve the strategy, and monitor how it behaves during periods of **high volatility** or **unexpected news events**.

3. Performance Tracking:

- Regularly track key performance metrics such as **win rate**, **risk-to-reward ratio**, **average drawdown**, and overall **profitability**. AI can help analyze these metrics and suggest adjustments to improve overall strategy performance.
-

5. Common Challenges and Solutions

1. Overfitting:

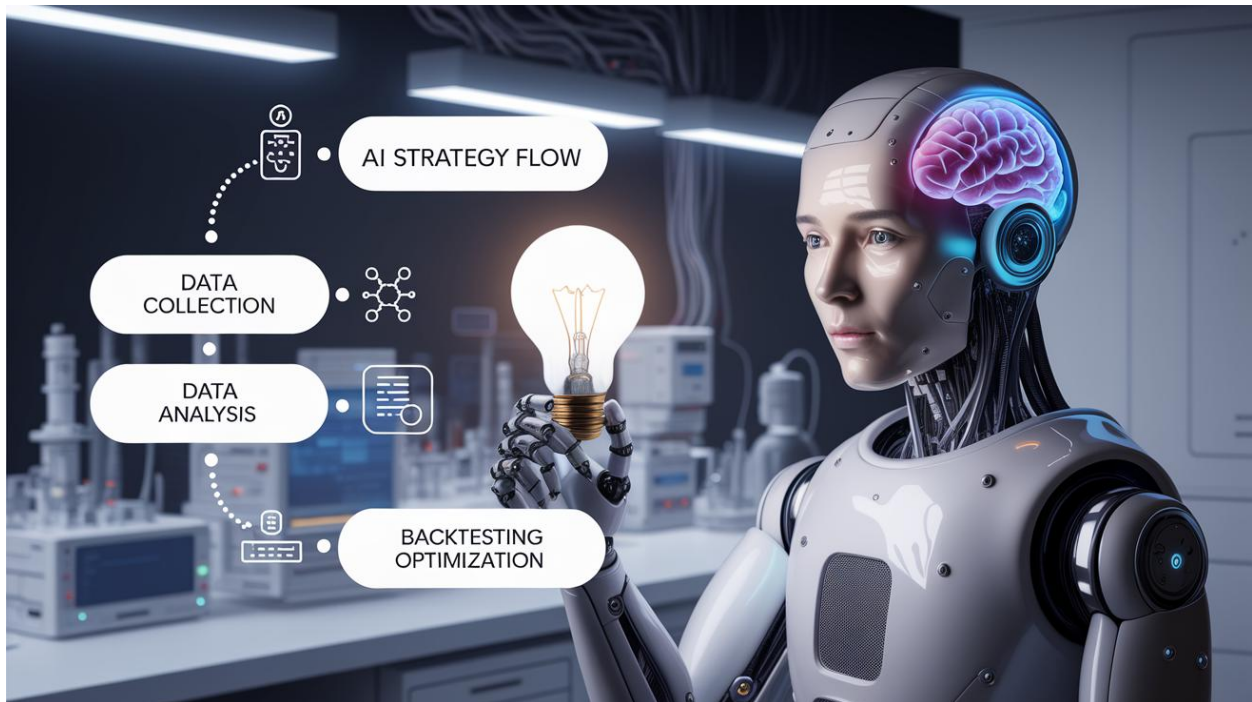
- AI systems can sometimes become **overfitted** to historical data, meaning the strategy works well on past data but fails to generalize to future data. To avoid overfitting, use **cross-validation techniques** and ensure the AI is tested on **multiple datasets**.

2. Market Shifts:

- AI may struggle with sudden market shifts, like **black swan events** or **news-driven volatility**. Implementing **dynamic strategies** that adjust based on real-time data can help mitigate this issue.

3. Data Quality:

- The effectiveness of AI depends on the **quality of the data** it analyzes. Ensure that your data is clean, accurate, and up-to-date to avoid inaccurate predictions.




Summary

In this chapter, we explored how AI can **assist you in building, refining, and optimizing** your trading strategy. AI doesn't just follow predefined rules—it learns from **historical data**, identifies **patterns**, and adapts to changing market conditions. By integrating AI into your strategy, you can achieve **better performance, improved risk management**, and ****more**

BLANK PAGE

Chapter 4: Building and Optimizing Your AI Trading Bot

Now that you've developed your **AI-powered trading strategy**, it's time to bring it to life with a **trading bot**. In this chapter, we'll guide you through the process of building, testing, and optimizing your trading bot using both **no-code platforms** and **programming tools**. Additionally, we'll discuss **outsourcing options** for those who prefer not to build their own bots.



1. What is a Trading Bot?

A **trading bot** is an automated software program designed to execute trades based on predefined conditions, such as technical indicators, patterns, or AI-driven predictions. The key advantage of using a bot is its ability to trade **24/7**, capitalizing on market opportunities without requiring constant human oversight.

Trading bots can analyze market data, place buy or sell orders, manage stop-losses, and even adjust trading parameters in real-time. The **automation** aspect eliminates emotional trading, and the bot will follow your strategy precisely.

2. Tools and Platforms for Building Trading Bots

Whether you're an experienced coder or a beginner, there are various platforms that can help you build your trading bot. These platforms range from **code-based platforms** that offer maximum flexibility to **no-code solutions** that allow you to create bots through simple drag-and-drop interfaces.

Here's a breakdown of popular platforms that can help you build your trading bot:

1. MetaTrader 4/5 (MT4/5)

- **Language:** MQL4/MQL5
- MetaTrader is the most widely used platform in retail trading. It allows you to develop automated trading bots (called **Expert Advisors** or **EAs**) using **MQL4/MQL5**, which is a powerful coding language.
- **Strength:** It's well-suited for **technical analysis** and **algorithmic trading**. You can create custom EAs that can trade multiple timeframes and instruments.



2. Python

- **Libraries:** pandas, numpy, scikit-learn, backtrader, ccxt
- Python is one of the most flexible programming languages for creating sophisticated trading bots. With libraries like **backtrader** and **ccxt**, you can build **custom bots** that use **machine learning models** and **complex strategies**. It's great for advanced traders who want full control over their bot's functionality.
- **Strength:** Offers complete customization, from data collection to strategy design and live trading.

3. QuantConnect

- **Language:** Python, C#
- **QuantConnect** is a cloud-based platform that allows traders to build, backtest, and deploy algorithmic trading strategies using **Python** or **C#**. It offers access to **high-quality data** and is ideal for users looking to work with **multi-asset strategies**.
- **Strength:** Supports **large-scale backtesting** and **real-time execution**. Great for institutional-grade strategies.

4. TradingView (Pine Script)

- **Language:** Pine Script
 - **TradingView** is a popular charting platform that allows traders to create custom indicators and automated trading strategies using **Pine Script**. It's often used for **technical analysis** and **alert-based trading**.
 - **Strength:** **User-friendly** interface, great for beginners, and excellent for **trend-following** and **indicator-based** strategies.
-

5. No-Code Platforms for Building Trading Bots

For those who do not have a background in coding, **no-code platforms** allow you to create automated trading bots through simple drag-and-drop interfaces. These platforms enable you to build bots quickly without the need for any programming knowledge.

FXdreema:

- **Platform:** Web-based
- **Strength:** **FXdreema** is one of the best **no-code platforms** for creating bots on **MetaTrader 4/5**. With its **visual editor**, you can create custom trading strategies by dragging and connecting blocks that represent different conditions (like moving averages or RSI) and actions (buy/sell).
- **How it Works:** You can build an entire **Expert Advisor (EA)** by simply connecting logic blocks. FXdreema then automatically generates the **MQL code** based on your strategy.
- **Features:**
 - **Pre-built blocks** for a variety of **technical indicators** and **market conditions**.
 - **Backtesting** and **forward testing** on **MetaTrader**.
 - Ideal for traders who prefer **visual strategy design**.

Cryptohopper:

- **Platform:** Web-based
- **Strength:** **Cryptohopper** is a **cloud-based trading bot** for **cryptocurrencies**. You can create and automate strategies based on **technical indicators**, **market data**, or even **AI-driven signals**.
- **How it Works:** Cryptohopper allows you to set up **pre-configured bots** or customize them through its **intuitive interface**. You can also **backtest** your strategies and deploy them on multiple exchanges like **Binance**, **Bitfinex**, and **Kraken**.
- **Features:**
 - **Pre-built templates** for popular trading strategies (e.g., **grid trading**, **trend-following**).
 - **AI-based signals** to automate trading decisions.
 - **Copy trading** feature to follow other successful traders.

3Commas:

- **Platform:** Web-based
- **Strength:** **3Commas** is another **cloud-based trading platform** designed for **crypto traders**. It allows for easy creation of **crypto trading bots** using a **drag-and-drop interface**. The platform supports **SmartTrade**, a feature that automates trades based on specific conditions.
- **How it Works:** **3Commas** allows you to set up trading bots with a few clicks, linking them to major exchanges. You can choose strategies for **DCA (Dollar Cost Averaging)**, **grid trading**, and **trend-following**.
- **Features:**
 - **Paper trading** for risk-free testing.
 - **Portfolio management tools** and **advanced backtesting features**.
 - **SmartTrade** for automated entry/exit points.

Zignaly:

- **Platform:** Web-based
 - **Strength:** **Zignaly** is a simple **cloud-based platform** for creating **crypto trading bots**. It allows users to automate trades with a **no-code interface** and offers easy integration with exchanges like **Binance** and **KuCoin**.
 - **How it Works:** **Zignaly** allows users to either build their own strategies or use **signals** from professional traders. It also features **social trading** where you can copy the strategies of successful traders.
 - **Features:**
 - **Social trading** and **copy trading**.
 - Integration with multiple **crypto exchanges**.
 - **Real-time backtesting** and **paper trading**.
-

6. Using Fiverr and Udemy for Premade Bots

If you don't want to build your own trading bot, **Fiverr** and **Udemy** are great places to find **premade bots** or hire experts to create a custom solution for you. Here's how you can leverage these platforms:

Fiverr:

- **Platform:** Freelance marketplace
- **What You Can Find:** On **Fiverr**, you can hire **developers** to create **custom trading bots** or purchase **premade bots** that are tailored to specific strategies (like **scalping**, **trend-following**, or **mean-reversion**). You can also get help with optimizing existing bots.
- **Strengths:** Affordable freelancers offer quick, custom solutions, often with **ready-to-use bots**.

Udemy:

- **Platform:** Online learning platform
 - **What You Can Find:** **Udemy** offers courses on **building trading bots**, including tutorials for platforms like **MetaTrader**, **Python**, and **TradingView**. These courses often include **source code** and help you create bots from scratch. You can also find courses that focus on advanced features like **AI integration** and **machine learning**.
 - **Strengths:** Learn to build and optimize your own bots with **step-by-step instructions** and real-world examples.
-

7. Buying or Renting Trading Bots

If you prefer not to build your own bot, **MetaTrader's marketplace** isn't the only place to get bots. You can also **buy** or **rent** trading bots from **third-party providers** or **marketplaces**. Here's how:

1. **Buy a Trading Bot:**
 - You can purchase **pre-built trading bots** designed for various strategies, such as **scalping**, **trend-following**, or **mean-reversion**. These bots often come with **backtested performance results** and can be integrated into platforms like **MetaTrader** or **TradingView**.
 - **Strengths:** **Instant access** to professional-level strategies. Ideal if you don't want to build from scratch.
2. **Rent a Trading Bot:**
 - Some platforms allow you to **rent bots** for a specified period, such as **monthly** or **quarterly**. This is a great option if you want to test a bot's performance without committing to a full purchase.
 - **Strengths:** More **affordable** compared to buying outright, and it gives you the **flexibility** to try different bots with minimal upfront cost.

8. Optimizing Your AI Trading Bot

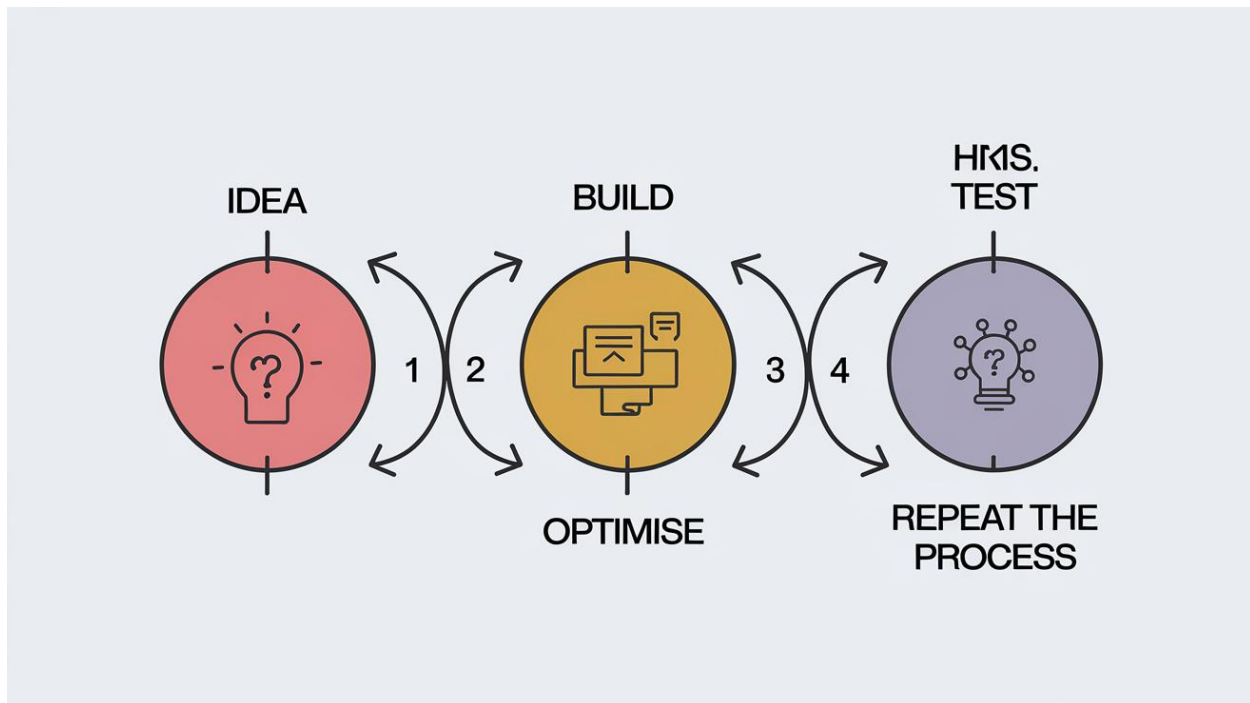
After building your trading bot, the next step is **optimization**. Here are key areas where you can optimize your bot to improve performance:

1. **Parameter Tuning:**
 - Use AI to optimize trading parameters such as **stop-loss**, **take-profit**, and **position size**.
 - Apply techniques like **grid search** or **genetic algorithms** to find the best settings for your bot.
2. **Dynamic Risk Management:**
 - Implement **dynamic risk management** strategies that adapt to changing market conditions. For example, during periods of high volatility, the bot can tighten stop-loss levels or reduce position sizes.
3. **Continuous Optimization:**
 - Monitor your bot's performance over time, and use **AI-powered tools** to adjust parameters and improve performance based on real-time data.

9. Final Thoughts on Building Your Bot

Building and optimizing a trading bot can be an exciting and rewarding project. Whether you choose a **no-code platform** like **FXdreema** or a more **advanced programming approach** with **Python**, there are plenty of tools available to help you automate your trading strategies. If coding isn't your thing, **Fiverr** and **Udemy** provide cost-effective alternatives for outsourcing your bot development or learning how to create your own.

With the right approach and tools, you can create a **highly effective trading bot** that runs **24/7** and helps you stay profitable in the markets.



Summary

In this chapter, we've covered the essential steps for **building** and **optimizing** your AI-powered trading bot. Whether you use **no-code platforms**, **custom coding**, or **outsourcing**, the tools are available to help you automate your strategies and trade effectively. The key to success lies in **constant optimization** and **performance monitoring** to adapt to changing market conditions. In the next chapter, we'll explore advanced **AI techniques** for enhancing the decision-making process of your trading bot.

Chapter 5: Advanced Trading Strategies with AI

In this chapter, we will explore **advanced strategies** that can significantly improve your trading performance by integrating **AI** and **machine learning** into your trading bots and strategies. These methods help refine your trading decisions, manage risks, and ultimately increase profitability. Whether you are using **fully automated bots** or incorporating **AI enhancements** into your manual strategies, these approaches will elevate your trading game.

1. Advanced Risk Management Techniques

One of the most critical components of trading is **effective risk management**. AI can greatly enhance your ability to **manage risk** dynamically, even as market conditions change in real-time.

Dynamic Position Sizing

- AI can be used to dynamically adjust the **position size** based on market conditions. This is particularly useful in managing **risk exposure** during periods of **high volatility** or **low volatility**.

Example: During periods of **low volatility**, the bot might increase the position size slightly to take advantage of small price moves. Conversely, during periods of **high volatility**, the bot might reduce position sizes to mitigate risk and prevent overexposure.

Adaptive Stop-Loss and Take-Profit

- Traditional stop-loss orders are static, but AI can help optimize **stop-loss** and **take-profit** levels based on **real-time market analysis**. This adaptive strategy helps **protect profits** and **minimize losses**.

Example: In a trending market, the AI could widen the **stop-loss** slightly to accommodate the increased volatility, while tightening it during periods of low volatility to secure profits quickly.

AI-Powered Risk Management Algorithms

- By incorporating **AI algorithms** into your trading strategy, you can automatically calculate **risk-to-reward ratios** based on market conditions. This ensures that each trade is optimized for both **profitability** and **risk reduction**.

Example: If the market is moving in a **strong trend**, the algorithm might opt for a **higher reward-to-risk ratio**, allowing the bot to capture larger moves. In choppy, sideways markets, the bot might aim for a **more conservative ratio** to avoid potential losses.

2. Adapting to Market Conditions

Market conditions are constantly changing, and one of the key advantages of AI is its ability to **adapt** to these changes. This ability to **adjust strategies dynamically** based on real-time data ensures that your trading approach remains **optimal** regardless of the market environment.

Market Regime Detection

- AI can detect different **market regimes**—whether the market is in a **trend** (bullish or bearish), **range-bound**, or highly **volatile**—and adjust the trading strategy accordingly.

Example: In a **bullish trend**, the AI might switch to a **trend-following strategy** that buys more as the price rises. In a **range-bound market**, it might implement a **mean-reversion strategy**, where the bot buys near support and sells near resistance.

Algorithmic Adjustments Based on Market Conditions

- After detecting the current market regime, the AI will adjust the **trade execution** strategies. For example, it might implement **scalping** in a **range-bound market**, while opting for **trend-following** strategies when it detects a **strong market move**.

Example: If a **large economic announcement** occurs, such as an **interest rate change**, AI can quickly process the event's impact and adjust **stop-loss** and **take-profit** levels based on expected market volatility.

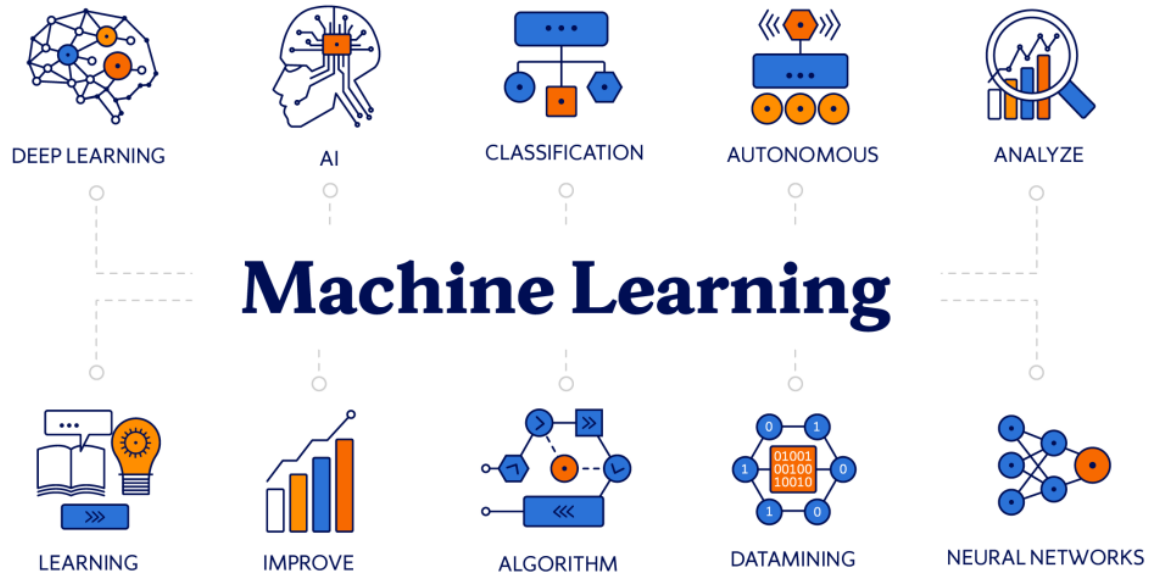
Real-Time Strategy Optimization

- In addition to adjusting strategies based on market regimes, AI can also **optimize** strategies in **real-time** as market conditions change. This continuous learning process ensures that your bot always adapts and performs optimally.

Example: If the market experiences **extreme volatility** due to a geopolitical event, the AI could recognize the shift and scale back position sizes or even pause trading until conditions stabilize.

3. Enhancing Your Trading Bots with Machine Learning

Machine learning (ML) is an incredibly powerful tool that can be used to refine and optimize your trading bots. By incorporating **ML models** into your system, your bot can continuously **learn** from **new data**, adapt to market changes, and improve its decision-making over time.



Integrating Machine Learning Algorithms

- Machine learning algorithms, such as **decision trees**, **neural networks**, and **reinforcement learning**, can be used to improve decision-making and automate complex tasks that were traditionally handled by humans.

Example: Reinforcement learning can allow the bot to make **self-adjustments** based on its **success rate** from previous trades, optimizing strategies for long-term profitability.

Backtesting and Forward Testing with Machine Learning

- Backtesting** allows you to evaluate how your bot would have performed in the past based on historical data. However, with **machine learning**, forward testing becomes just as crucial. This helps your model **adapt** in real-time to the current market conditions rather than relying solely on past data.

Example: During **forward testing**, the AI would not just execute trades based on past patterns—it would also **learn** from the current market conditions and **adjust its strategy** on the fly to be more effective.

Using AI for Continuous Optimization

- Machine learning can also help with **continuous optimization**, where the AI **learns from each trade** and refines the bot's performance over time. This means your bot can **self-improve**, making it better equipped to handle changing market dynamics.

Example: If the bot's initial parameters are slightly off or the market conditions shift, machine learning can help **fine-tune** the bot's risk parameters and trading rules without the need for constant human input.

4. Combining Technical Analysis with AI-Powered Decision Making

One of the biggest advantages of AI in trading is its ability to combine **technical analysis** with real-time decision-making, **automating** tasks that would otherwise require extensive manual analysis.

Integrating Key Technical Indicators

- Many traders rely on **technical indicators** like **MACD**, **RSI**, **EMA**, and **Bollinger Bands** to inform their trading decisions. By integrating AI with these indicators, the bot can make **data-driven decisions** based on the interpretation of market signals.

Example: The bot can be programmed to execute a **buy order** when the **MACD crosses above the signal line**, combined with a **bullish divergence** in the **RSI**, creating a more reliable entry signal.



Automated Signal Generation

- AI can also **automatically generate** and **interpret** signals based on multiple indicators. This means your bot can analyze **complex data sets** more efficiently and quickly than a human could.

Example: Instead of manually analyzing charts, the AI can assess **multiple indicators** simultaneously and generate a **buy/sell signal** only when all the indicators align, improving accuracy and minimizing false signals.

Filtering Out Noise

- AI can help **filter out noise** from the market, focusing on the most important signals and ignoring irrelevant fluctuations.

Example: By using **machine learning** algorithms, the bot can learn to recognize when **market noise** is just temporary and when there's a genuine price move, improving the bot's decision-making.



5. Real-Time Trading Insights and Emotional Control

AI trading bots excel at eliminating the **emotional aspect** of trading, which can often lead to **irrational decisions**. However, when used alongside **human decision-making**, they can produce a powerful combination of **accuracy** and **adaptability**.

Emotional Control in Trading

- One of the main reasons traders fail is due to **emotional decisions**. In high-stress situations, like seeing a drawdown or missing out on a profit, emotions can lead to **overtrading**, **chasing losses**, or **closing positions prematurely**.

AI-powered bots eliminate this issue by following their **predefined rules** and **strategies**, ensuring that no emotions are involved in the decision-making process.

Human Intervention in Critical Situations

- While AI handles the **consistent execution** of strategies, you can still use your **intuition** and **expert judgment** to step in when **market conditions** warrant a different approach. You can override the bot's strategy or adjust settings based on your reading of the market.

Example: During a **major market event** (e.g., economic report release), you can temporarily **pause the bot** or adjust its risk settings manually to avoid excessive exposure.

6. Conclusion

In this chapter, we've discussed **advanced trading strategies** that incorporate **AI**, **machine learning**, and **technical analysis** to optimize your trading performance. By leveraging **AI's power** to adapt to changing market conditions and **automate risk management**, you can increase profitability while keeping your drawdown in check.

With AI and machine learning, your bots can continuously learn and improve, leading to better performance over time. By integrating technical analysis and real-time decision-making, AI can **automate** the repetitive tasks, allowing you to focus on the most important aspects of your trading strategy.

The next step is to combine these strategies with your **manual trading expertise** and **intuition**, creating a robust, adaptable trading system that can handle the dynamic nature of the market.

BLANK PAGE

Chapter 6: Implementing Your AI Trading Strategy in Live Markets

In this chapter, we will walk through the essential steps of transitioning your **AI-powered trading strategy** from the **backtesting stage** to **live trading**. Moving from **demo testing** to **real money trading** involves understanding the unique challenges of live markets, managing **real-time risk**, and ensuring that your trading bot operates effectively.



1. Preparing for Live Trading

Before diving into live markets, it's essential to set the right foundation. **Demo accounts** provide a safe space to test strategies, but live trading introduces new variables, such as **real money** exposure, **slippage**, and **broker execution issues**. This section will guide you through the **key steps** to ensure a smooth transition to live trading.

Transitioning from Demo to Live

- **Demo Accounts vs. Live Trading:** While demo accounts simulate real market conditions, they lack the psychological impact of **real money trading**. Be prepared for the **emotional stress** that can come with **real money exposure**. This is why it's important to start with **small position sizes** and gradually increase your exposure as you gain confidence in your bot's performance.
- **Testing Small First:** When first starting with live trading, run your bot with **small capital**. The **key is to start small and scale up as you gain confidence** in your bot's real-world performance.

Example: If you're trading a **\$10,000 account**, begin with a position size of **1-2 lots** (or less) and increase only if the bot performs well over several weeks.

Account Setup

- **Broker Requirements:** Different brokers have unique requirements for trading bots. Make sure you choose a broker that is **compatible** with your AI bot, supports the **trading platform** (e.g., MetaTrader 4/5, cAlgo, or custom Python environments), and allows for **automated trading**.
- **Prop Firm Rules:** If you're trading a **prop firm challenge** (e.g., **FTMO** or **The Funded Trader**), make sure you understand the specific rules and limits. For example, FTMO has strict rules regarding **max drawdown** (5%) and daily loss limits, so ensure your bot's **risk management settings** align with these constraints.

Choosing the Right Broker

- **Execution Speed:** For **AI trading bots**, **execution speed** is critical. Choose a broker with low **latency** and fast order execution to minimize the impact of **slippage**.
 - **Spreads and Fees:** Ensure your broker's **spreads** and **commissions** are competitive. High spreads can eat into profits, especially if your strategy relies on **tight stop-losses** and **small profit targets**.
 - **Reliability:** Opt for a broker with **reliable uptime** and good customer service. In the fast-paced world of trading, downtime can cost you money.
-

2. Managing Risk and Exposure in Live Markets

One of the most important aspects of successful live trading is managing **risk** and **exposure**. Even with an **AI-powered bot**, you must actively monitor its performance and adjust its settings based on market conditions to avoid excessive risk.



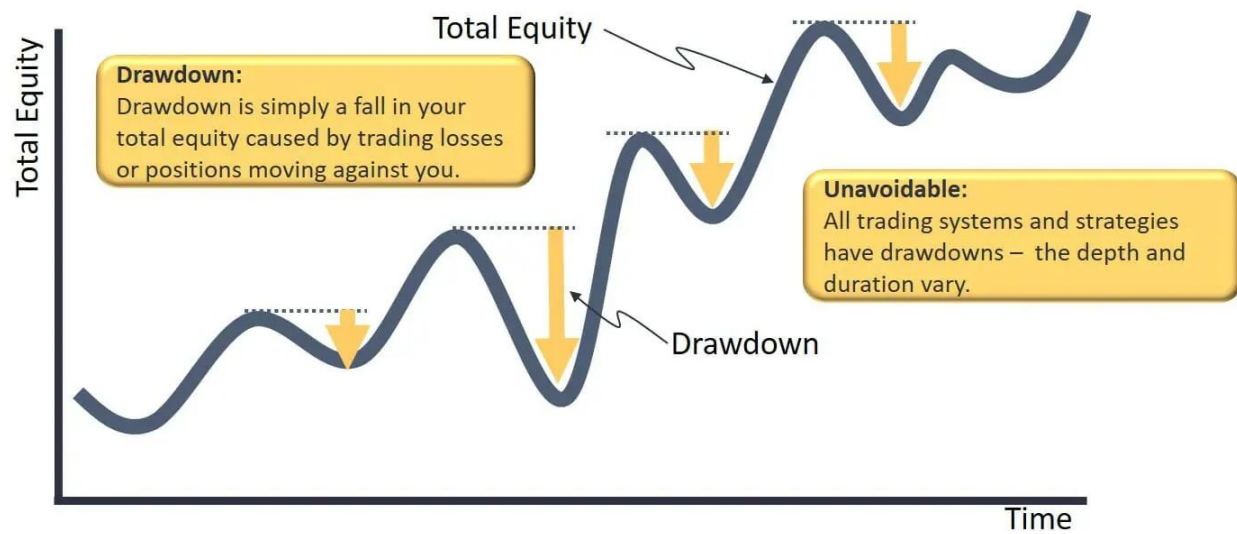
Minimizing Risk in Live Trading

- **Dynamic Position Sizing:** Use AI to calculate position sizes based on **real-time volatility**. **Position sizing** should be adjusted dynamically based on the current **market conditions** (e.g., more aggressive in low-volatility markets, conservative in high-volatility conditions).

Example: During periods of **low volatility**, you can increase position sizes slightly (e.g., moving from **1 lot** to **2 lots**) to maximize profit from small price moves. Conversely, reduce position sizes during times of high volatility (e.g., **0.5 lot** instead of **1 lot**) to protect from large price swings.

- **Adjusting Leverage:** Use **lower leverage** during high volatility and **higher leverage** in more predictable market conditions, ensuring that risk is always aligned with market dynamics.
- **Daily Loss Limits:** Set a **daily loss limit** (e.g., **1%** of account equity) to automatically stop trading if the bot hits a certain threshold. This helps to avoid chasing losses and compounding errors when market conditions change unexpectedly.

Handling Drawdown



- **Risk Control:** Keep an eye on **drawdowns**, particularly during volatile market conditions. If the bot enters a losing streak, consider **lowering exposure** or even **pausing trading** for the day to prevent breaching **drawdown limits**.

Example: If your bot's drawdown exceeds **3%** in a single day, stop trading for the day and reassess the market conditions. Avoid making **emotional decisions** to recover the losses quickly.

- **Real-Time Trade Monitoring:** While your AI bot executes trades, periodically check the performance. **Real-time data tracking** and logging allow you to assess if the bot's performance is consistent with your expectations.
-

3. Monitoring and Optimizing Your AI Bot

Running your bot in a **live market** is not a one-time setup—it requires continuous **monitoring** and **optimization**. This ensures that the bot remains **effective** and adjusts according to market changes.

Live Performance Tracking

- **Key Metrics to Track:** Track important metrics such as **win rate**, **average profit**, **drawdown**, **trade duration**, and **risk-to-reward ratio**. Set up automated **reports** or dashboards to display real-time performance, allowing you to assess if the bot is functioning as expected.
- **Regular Reviews:** Assess the bot's performance regularly. If it's not performing up to expectations, consider adjusting **risk management settings** (e.g., reducing position sizes, tightening stop-losses) or tweaking **strategy parameters** (e.g., adjusting moving averages or indicator settings).

Optimizing Strategies Based on Real-Time Data

- **Adaptive Parameters:** Continuously fine-tune your bot's **parameters** to optimize performance based on the latest data. If the bot is underperforming, experiment with different **technical indicators** or trading strategies to improve its output.
- **Backtest and Forward Test:** As you make changes to the bot's settings, **backtest** the changes using historical data and **forward test** using a demo account or smaller live positions. This ensures that any adjustments made are indeed improving the performance.

Real-Time Backtesting

- Use **forward testing** (paper trading with live data) to simulate the bot's performance in real conditions without risking actual capital. This helps you test changes in **real-time** without committing to **real money**.

4. Overcoming Live Trading Challenges

Live trading comes with its own unique set of challenges that are not present in demo accounts. Understanding and mitigating these challenges will improve the performance of your AI trading bot.

Slippage and Latency

- **Slippage** occurs when there is a difference between the expected price of a trade and the price at which the trade is actually executed. **Latency** refers to delays in executing the trade due to slow data feeds or broker execution.

How to Mitigate:

- Use brokers with **low latency** and fast **execution speeds**.
- Implement **slippage tolerance settings** within the bot to minimize the impact of price discrepancies.

Market Conditions and Bot Adjustments

- **Adapting to Volatility:** AI trading bots can handle routine trades, but in highly volatile or **unexpected market conditions** (e.g., economic reports, news events), the bot's strategy may need to be **paused or adjusted** to prevent excessive risk.

Example: If a major **news release** occurs, like an **interest rate decision**, the bot can be paused temporarily to avoid being caught in a sudden, large price move.

Broker Execution Issues

- **Execution problems** such as **requotes**, **slippage**, or **disconnection** can occur. Ensure that you choose a broker with **strong execution speed**, good **uptime**, and reliable **customer support**.

Example: If you experience repeated execution errors, consider switching to a broker that provides **faster order execution** or better **slippage protection**.

5. Scaling Up Your AI Bot

Once you've gained confidence in your bot's performance on a smaller scale, it's time to consider **scaling up**. This means gradually increasing the **position sizes** and taking on more **capital risk** as the bot demonstrates consistent profitability.

Scaling Strategies

- **Increase Exposure Gradually:** Once your bot has shown consistent profitability for **several weeks**, begin to scale up your position sizes. However, do so gradually to avoid overexposing yourself too quickly.

Example: If you started with a **1-lot position**, you could increase it to **2 lots** or **3 lots** as the bot proves it can handle the increased exposure without violating your risk management rules.

Running Multiple Bots Simultaneously

- **Diversify** your risk by running multiple bots on different accounts or instruments. Diversifying ensures that you are not overly exposed to any one asset or strategy.

Example: Run one bot on **EUR/USD**, another on **GBP/USD**, and a third on **US30** to spread risk and capitalize on different market movements.

Scaling for Profits

- As your bot's track record improves, you can begin increasing your **capital exposure**. However, always **reassess risk** after every **drawdown** to ensure the bot's settings are still appropriate for the increased exposure.

6. Case Studies and Examples of Live Bot Performance

In this section, we can share **real-world examples** of successful traders who transitioned their **AI-powered bots** from **demo accounts** to **live markets**. These traders faced similar challenges, but with proper risk management and adjustments, they were able to achieve **sustained profitability**.

- **Case Study 1:** A trader using a **MACD-based bot** during volatile market conditions, who **optimized its settings** during a major market correction with the dow jones moving erratically 3500 point, and turned a losing period into profits.
- **Case Study 2:** A trader successfully scaling their bot's exposure after **consistent profit** over several months, leading to a **funded account** and scaling their position sizes gradually.

Summary

In this chapter, we covered the **key steps** for successfully transitioning your **AI trading strategy** from **demo testing** to **live markets**. We discussed the importance of **preparing for live trading**, **managing risk**, **optimizing the bot** in real-time, and **overcoming challenges** like slippage and latency. Lastly, we explored how to **scale your bot** for increased exposure and profitability.

By following these strategies, you can ensure that your AI-powered trading bot performs optimally in live markets, minimizing risk while maximizing potential profits.

Chapter 7: AI-Driven Market Analysis and Forecasting

In this chapter, we will explore how **AI** and **machine learning** can be applied to **market analysis** and **forecasting**, giving traders a deeper insight into **predicting price movements** and identifying **potential opportunities** in the market. We will cover the tools, techniques, and **best practices** for integrating these powerful technologies into your trading strategy, and provide a step-by-step guide to applying AI models in real-world trading.

1. The Power of AI in Market Analysis

AI can process vast amounts of market data and extract valuable insights that might be invisible to the human eye. It can go beyond traditional methods of technical analysis and use machine learning to discover **hidden patterns** within price, volume, sentiment, and other market data. Let's explore the key advantages of using AI for **market analysis**.



Data-Driven Insights

AI enables you to analyze massive amounts of data, including historical price action, order flow, and economic news. With AI, you can identify **correlations** and patterns that can serve as **predictive signals** for future price movements.

Identifying Market Trends

By using **machine learning algorithms**, AI can automatically identify **market trends** based on past price action and indicators. It can also detect **momentum shifts**, such as when a trend is gaining strength or when the market is transitioning from a **bullish** to a **bearish** phase.

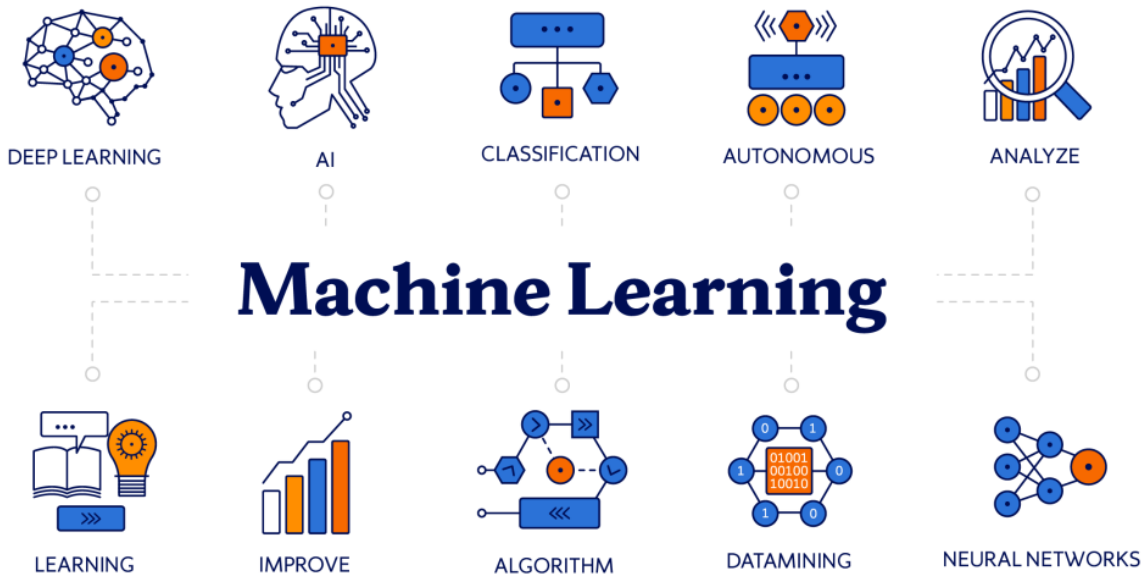
Example: Using **time series analysis**, AI can spot when a stock or currency pair is consistently making higher highs and higher lows, signaling an uptrend. The AI can then issue a **buy signal** when the trend is strong, and **sell** when the trend weakens.

Automating Analysis

AI can automate both **technical analysis** and **fundamental analysis**. It can quickly process thousands of market data points and generate **actionable insights** without requiring human intervention.

2. Techniques for AI-Powered Market Forecasting

AI and machine learning provide powerful tools for forecasting future market behavior. The following are some of the most effective techniques used to predict price movements and identify trends:



Neural Networks

Neural networks are one of the most powerful tools in AI, often used for predicting complex data patterns. A neural network learns from historical data and adjusts itself to detect patterns, making it ideal for predicting market movements.

- **Long Short-Term Memory (LSTM):** A type of **recurrent neural network (RNN)** particularly suited for **time-series forecasting**. LSTM networks are excellent for predicting prices based on **historical data**, as they can remember long-term dependencies within the data.

Example: LSTM models can be used to predict **stock prices** by feeding in historical price data, and they can detect **long-term trends** in the market to forecast future price movements.

Random Forest

Random forest is a popular **ensemble learning method** that uses multiple decision trees to predict market trends. Each tree analyzes different aspects of the market (like technical indicators or historical price patterns), and the final prediction is based on the average of all trees' outputs.

- **Use Case:** Random Forest models are ideal for **feature-rich data** like those containing multiple indicators, such as **RSI, MACD, and Bollinger Bands**. These models can accurately predict market movements based on **complex interactions** between the indicators.

Support Vector Machines (SVM)

SVM is another powerful machine learning algorithm that is often used for **classification tasks**—to categorize market conditions (e.g., **bullish, bearish, or neutral**). SVM creates boundaries between different categories in the data and then uses this boundary to predict future trends.

Example: An SVM model can classify **price action** as **bullish** or **bearish** by analyzing patterns in historical data, allowing you to take long positions during **bullish** trends and short positions during **bearish** trends.

Sentiment Analysis

AI can be trained to **analyze sentiment** from multiple sources, including **news articles, social media, and financial reports**. By analyzing how traders, investors, and market analysts react to news events, AI can gauge **market sentiment** and use it to forecast price movements.

Example: By analyzing sentiment from **financial news** sources, AI can determine whether news about a company's earnings is **positive** or **negative**, and make predictions on how this news will affect the stock price.

3. AI-Powered Trading Strategies

Once you have access to advanced **market analysis and forecasting**, you can leverage this to create **refined trading strategies**. Here are some examples of AI-powered strategies:

Trend Following

Using AI models, a bot can identify the start of a **new trend** and initiate trades based on the momentum. Once the bot identifies that a market is in a **strong trend** (either bullish or bearish), it can place **buy orders** in an uptrend and **sell orders** in a downtrend.

Example: AI can use **moving averages** (such as **50-period MA** and **200-period MA**) to confirm the trend and place trades accordingly. In a strong uptrend, the bot will **buy**, and in a downtrend, the bot will **sell short**.

Mean Reversion

In a **mean-reversion** strategy, AI predicts when a market is overextended in either direction and forecasts a reversal. This is often used in **sideways** or **range-bound** markets, where prices move back and forth between **support** and **resistance** levels.

Example: AI can use **Bollinger Bands** to identify when a market is overbought (price near the upper band) or oversold (price near the lower band), and place trades betting on a return to the **mean**.

Arbitrage

AI bots can also use **arbitrage strategies** to exploit price differences in related markets. By analyzing data across multiple exchanges or instruments, AI can detect price **discrepancies** and execute trades to capture profits.

Example: AI could identify price differences between **spot and futures markets** for a particular asset and execute trades that **profit from the price difference**.

4. Integrating AI Forecasting into Your Trading Bot

To make the most of AI-driven market analysis and forecasting, it's important to integrate forecasting models into your **trading bot**. Here's how you can do this:

Data Integration

Integrate multiple sources of market data, including **price action**, **technical indicators**, **news sentiment**, and **economic events**, into your trading bot. The AI model processes this data and generates **predictions** that guide the bot's trading decisions.

Real-Time Forecasting

AI bots can be programmed to provide **real-time market forecasts**. The bot can adjust its trading strategy based on **up-to-the-minute market data** to make predictions and execute trades at optimal moments.

Example: The bot uses real-time **price movement data** and **technical indicators** to forecast the likelihood of a trend continuation or reversal, and enters positions accordingly.

Continuous Learning

Integrating a **reinforcement learning** mechanism into your bot allows it to learn from each trade it makes. This means the bot gets better over time by **adapting to new data** and improving its forecasting accuracy.

Example: The bot may learn to adjust its parameters based on **past trading outcomes**, gradually becoming more effective as it processes more market data.

5. AI Optimization Techniques

Optimization is a key part of maintaining a high-performance AI trading system. Here are some of the techniques you can use to optimize your AI-powered forecasting models:

Hyperparameter Tuning

AI models have various parameters that influence their behavior. **Hyperparameter tuning** involves adjusting these settings to improve model performance.

- **Grid Search:** This technique exhaustively tests multiple combinations of hyperparameters (e.g., learning rate, number of hidden layers) to find the optimal set for your model.
- **Random Search:** A faster alternative, random search selects random combinations of hyperparameters to speed up the optimization process.

Genetic Algorithms for Optimization

A **genetic algorithm** uses principles of **natural selection** to optimize parameters. By generating a population of possible solutions (models with different parameters), the algorithm tests and evolves them, selecting the best-performing ones.

Backtesting and Forward Testing

Backtest your AI strategies using **historical data** to evaluate their performance. Once the model is backtested, forward testing on **live market data** will help you understand how the model performs in real-time conditions and adjust it accordingly.

6. Real-World Application of AI in Trading

AI-driven market analysis and forecasting are used by financial institutions and hedge funds to gain a competitive edge. Some of the largest banks and trading firms use advanced AI models to predict market trends, forecast price movements, and optimize their trading strategies.

- **Case Study: Goldman Sachs** uses AI to enhance its **algorithmic trading** strategies, using **machine learning models** to predict stock price movements.
 - **Example:** Many **cryptocurrency hedge funds** use AI to identify **arbitrage opportunities** between exchanges and leverage real-time market data for efficient trading.
-

Summary

In this expanded chapter, we've covered the powerful applications of **AI and machine learning** in **market analysis** and **forecasting**. From using **neural networks** for predicting price movements to employing **real-time forecasting** and **AI-powered trading strategies**, these techniques can help you make data-driven decisions and optimize your trading performance.

Integrating these AI models into your trading system, continuously optimizing performance, and understanding the impact of these technologies will give you a significant edge in today's fast-paced markets.

Visuals for This Chapter

- **AI Forecasting Model Diagram:** Visualizing the neural network and machine learning process for forecasting price movements.

- **AI Strategy Performance Graph:** Showing how AI forecasting improves performance versus traditional strategies.
- **Optimization Process Flowchart:** A diagram showing the process of **hyperparameter tuning** and **model optimization** using genetic algorithms or grid search.

BLANK PAGE

Chapter 8: Using AI for Strategy Diversification and Portfolio Management

In this chapter, we will explore how **AI** can be used to enhance **portfolio management** and provide a more **dynamic** approach to **strategy diversification**. By automating the process of balancing multiple strategies and trading pairs, **AI** can help traders optimize **capital allocation** and **risk management**, ultimately improving long-term performance.

1. Introduction to AI Portfolio Management

AI-powered portfolio management involves using machine learning models to help diversify, allocate, and manage **capital across multiple trading strategies** or financial assets. By integrating **AI**, you can create a more **intelligent, data-driven approach** to managing your portfolio, making it easier to adjust positions based on current market conditions, performance metrics, and risk tolerance.

Key Advantages of AI in Portfolio Management:

- **Dynamic Risk Allocation:** AI can adjust the allocation of capital dynamically based on real-time risk analysis.
 - **Optimization:** AI can continually assess the performance of each strategy and adjust the portfolio allocation to maximize overall returns.
 - **Diversification:** AI can ensure that your portfolio is diversified by spreading capital across different strategies or instruments, reducing reliance on a single asset or market.
-

2. Understanding Strategy Diversification

Diversification is one of the fundamental principles of risk management. However, traditional diversification strategies might not always be enough. AI can provide a more **dynamic diversification** that adapts to the changing market conditions.

How AI Can Enhance Strategy Diversification:

- **Portfolio Balancing:** AI can optimize the balance between multiple strategies or assets, ensuring that you are not overly exposed to any single market or trading style.

Example: If one strategy is underperforming, AI can **reduce its exposure** and increase the allocation to more profitable strategies.

- **Automated Strategy Rotation:** AI can implement a **strategy rotation** model, where it adjusts allocations based on which strategies are performing best in the current market conditions.

Example: In a trending market, the AI might increase the allocation to **trend-following strategies**, and in a sideways market, it might allocate more to **mean-reversion strategies**.

3. Dynamic Risk Allocation with AI

Dynamic risk allocation refers to adjusting the **capital allocation** and **position size** in response to **changing market conditions**. AI can perform this automatically based on pre-set risk thresholds and real-time market data.

How AI Can Adjust Risk Allocation:

- **Risk Adjustment Based on Volatility:** AI can analyze the volatility of the market or asset and adjust position sizes accordingly. In **volatile markets**, AI will reduce exposure, while in **stable markets**, it can increase exposure for better returns.

Example: During a period of **high market volatility**, AI could reduce position sizes by **50%** to avoid large losses and **preserve capital**.

- **Capital Reallocation Based on Strategy Performance:** AI evaluates the performance of each strategy and rebalances the portfolio by allocating more capital to **better-performing strategies** while scaling back on **underperforming ones**.

Example: If a **mean-reversion strategy** is performing poorly, the AI might shift capital towards a **momentum strategy** that is showing better results.

- **Utilizing Machine Learning for Predictive Allocation:** AI models can predict future **market conditions** or **asset performance**, and dynamically adjust capital allocation to ensure optimal returns based on predictions.

Example: Using machine learning, the AI could predict that a specific asset class, like **technology stocks**, will outperform others in the coming months and allocate more capital to it.

4. Performance Optimization and Monitoring

AI can help optimize the overall performance of a portfolio by continuously assessing the **risk-return profile** of each asset and adjusting its allocation to maximize returns while maintaining a balanced level of risk.

How AI Optimizes Portfolio Performance:

- **Continuous Monitoring:** AI constantly monitors the performance of each asset or strategy in real time. It tracks metrics such as **drawdown**, **win rate**, and **risk-to-reward ratio** to assess whether the current allocation is optimal.
 - **Automated Adjustment:** Based on performance metrics, AI can adjust the capital allocation, **increase leverage** for profitable strategies, and **reduce exposure** for those underperforming.
 - **Backtesting and Forward Testing:** AI continually **backtests** portfolio adjustments with historical data and uses **forward testing** to assess real-time performance. This allows the portfolio to stay optimized over time.
-

5. Machine Learning for Predicting Asset Correlations

AI can analyze historical data to predict the **correlations** between different assets or trading strategies. This can be especially useful for **portfolio diversification**, as understanding how assets or strategies move together can help mitigate risks and ensure more balanced exposure.

How AI Predicts Asset Correlations:

- **Correlation Analysis:** AI can analyze how **asset prices** or **strategies** have historically moved in relation to each other. This can help identify assets or strategies that are **positively correlated** (move in the same direction) or **negatively correlated** (move in opposite directions).
- **Diversification Optimization:** By predicting correlations, AI can create a **diversified portfolio** that minimizes risk and maximizes returns by ensuring that positions in the portfolio are not too **highly correlated**.

Example: If two strategies are found to be **positively correlated**, AI can reduce exposure to one to avoid overexposure to similar market movements.

- **Advanced Machine Learning Techniques:** AI models, like **Principal Component Analysis (PCA)** or **Factor Models**, can be used to predict correlations and create **optimized portfolios** that provide **maximum diversification**.
-

6. Tools and Platforms for AI-Driven Portfolio Management

There are several platforms and tools that can be used to integrate AI-driven **portfolio management** into your trading systems.

- **QuantConnect:** A cloud-based platform that allows for the development of **AI-driven portfolio strategies** using **Python** or **C#**. It enables backtesting, real-time execution, and strategy optimization.
 - **MetaTrader 4/5:** Although not directly AI-driven, you can use **Expert Advisors (EAs)** with custom scripts to integrate **AI-driven portfolio management** strategies within the MetaTrader ecosystem.
 - **Python Libraries:** Libraries like **pandas**, **numpy**, and **scikit-learn** can be used for **data analysis** and **machine learning**, allowing you to develop sophisticated portfolio management strategies using real-time data.
 - **Alpaca:** A commission-free trading platform that provides access to **AI-driven portfolio management** and allows for the creation of custom bots and strategies.
-

7. Case Study: AI-Driven Portfolio Management in Action

Let's look at a real-world example of how **AI-driven portfolio management** works:

Example Portfolio:

- **Strategy 1:** A **momentum strategy** focusing on high-growth stocks.
- **Strategy 2:** A **mean-reversion strategy** trading FX pairs.
- **Strategy 3:** A **trend-following strategy** trading commodities.

Using AI:

- The system continuously monitors the **performance** of these strategies.
- It automatically reallocates capital between strategies based on their **risk-adjusted returns**.
- During high market volatility, it reduces exposure to the **momentum strategy** and allocates more to the **trend-following** strategy, which historically performs well during volatile conditions.

This dynamic approach ensures that the portfolio remains **optimized** and **balanced**, maximizing returns while minimizing risks.

8. Conclusion

In this chapter, we've explored how **AI** can revolutionize **portfolio management** and **strategy diversification**. By leveraging AI, traders can automatically optimize their portfolios,

dynamically allocate capital, and use machine learning to predict correlations between assets. These strategies allow for **improved risk management** and **consistent performance** over time.

Whether you are managing a portfolio with a variety of **trading strategies** or **asset classes**, AI can help streamline the process and ensure that your portfolio is optimized for both **growth** and **risk mitigation**.

Visuals for This Chapter

- **AI Portfolio Management Dashboard:** A visual representation of an AI-driven portfolio management tool, displaying real-time allocation, performance metrics, and capital distribution.
- **Risk Allocation Adjustment:** A chart showing how **AI adjusts** capital allocation based on changing market conditions.
- **Machine Learning Correlation Map:** A visual showing how AI predicts and manages correlations between different trading strategies or asset classes in the portfolio.

Chapter 9: The Future of AI in Trading

Artificial Intelligence has already transformed how traders analyze data, execute trades, and manage risk—but this is only the beginning. As the technology evolves, we're entering an era where AI will not only enhance trading but redefine what's possible. In this chapter, we'll explore the trends, innovations, and potential disruptions shaping the future of AI in financial markets.

1. Smarter, More Autonomous Trading Systems

AI trading systems will become increasingly autonomous, requiring less human oversight and adapting in real time with greater precision.

- **Self-improving bots:** Reinforcement learning models that evolve strategies dynamically based on performance feedback.
- **Context-aware systems:** Bots that adjust not just to price movements, but to macroeconomic changes, geopolitical events, and even weather data for commodities.
- **Multi-layered analysis:** Integrating sentiment, volume, volatility, and technical setups all in one adaptive model.

The future bot may not need to be told what strategy to use—it will know how to build and optimize one on its own.

2. AI Agents and Autonomous Market Participation

Imagine trading bots that act like AI agents:

- They negotiate positions across exchanges.
- They scan hundreds of markets simultaneously.
- They detect inefficiencies and act in milliseconds without instruction.

Autonomous trading agents will function more like digital employees—analyzing, adapting, and executing with speed and independence. As they become more advanced, they may also be able to collaborate with other bots to hedge or amplify positions across portfolios.

3. Integration of NLP and Multimodal AI

The next generation of AI models (like GPT-4 and beyond) can process text, code, images, and more.

- **News-to-trade pipelines:** AI reads real-time financial headlines and executes trades.
- **Sentiment from voice/video:** Analyzing earnings calls, CEO interviews, or Twitter spaces for market sentiment.
- **Visual analysis:** AI could analyze chart patterns visually, without needing pre-coded indicators.

This multimodal capability means more holistic, human-like understanding of the market landscape.

4. Quantum AI and Ultra-Fast Prediction

Quantum computing is still in its infancy, but once commercialized, it will revolutionize prediction accuracy.

- **Massive data crunching** in milliseconds
- **Ultra-complex scenario modeling**
- **True randomness modeling**, helping bots deal with uncertainty better

Quantum-enhanced AI could make current backtesting techniques seem primitive.

5. Ethical Trading Bots and Regulation

As AI becomes more autonomous and widespread, ethical use and regulation will become key topics.

- Should bots be allowed to manipulate low-liquidity assets?
- How do you prevent market abuse when AI can spoof or front-run orders?
- Will regulators require transparency reports or ethical compliance for bots?

Expect stronger rules from bodies like the SEC, CFTC, and ESMA in the coming years.

6. The Rise of Personalized AI Trading Assistants

The future isn't just about fully automated bots. Many traders will use **AI copilots**—personalized assistants that:

- Suggest trades based on your history
- Warn you before overleveraging
- Explain why a certain trade idea might not be optimal
- Generate trade journal summaries automatically

These tools will empower human traders while keeping emotion in check.

7. AI-Powered Trading Communities

Traders won't just be sharing setups—they'll be sharing bots, backtests, and model weights.

- Communities will emerge around open-source AI bots
 - Leaderboards will rank not just PnL, but **bot performance metrics**
 - Collaboration will drive innovation, with traders refining and remixing models together
-

Final Thoughts

The future of trading belongs to those who embrace technology—not as a gimmick, but as a partner. AI will not replace human traders; it will amplify them. Those who learn to harness it now will be the leaders of the next generation of market participants.

In the Bonus Section, we'll take a tactical look at how to use AI to pass prop firm challenges and scale into serious capital management.

Bonus Section: Using AI to Pass Prop Firm Challenges

Passing a prop firm challenge is one of the fastest ways to gain access to large amounts of trading capital—but strict rules make it difficult. Fortunately, AI-powered trading bots can provide a serious edge. In this section, we'll look at how to use AI intelligently to increase your chances of success, while managing the unique risks these challenges present.

1. Understanding Prop Firm Rules

Before deploying a bot, you must understand the typical rules prop firms enforce:

- **Max Drawdown:** Often capped at 5%. Your bot must never allow the account to drop below this threshold.
- **Daily Loss Limits:** Usually 1–2% of the total account equity.
- **Minimum Trading Days:** Some firms require you to trade for a set number of days (e.g., 10).
- **Consistency Requirements:** Firms may flag inconsistent lot sizes, equity spikes, or erratic strategy changes.
- **Leverage Restrictions:** Some challenges restrict high leverage use or set margin-based risk limits.

Knowing the rules is step one—programming your bot to respect them is step two.

2. Why AI Bots Help

AI bots shine in prop firm challenges because they:

- **Enforce Discipline:** Bots don't revenge trade or panic.
- **Control Risk Automatically:** Predefined rules limit drawdown, position sizing, and risk per trade.
- **Adapt in Real Time:** Machine learning models can switch strategies when conditions change.

- **Backtest with Prop Rules:** You can simulate your strategy using actual prop firm constraints before going live.
 - **Maintain Consistency:** Bots can replicate the same setup each day, which is crucial for passing firms with strict performance audits.
-

3. Hybrid Bots: The Best of Both Worlds

A hybrid bot combines automation with human oversight. This setup gives you the consistency of a bot, with the judgment of a human trader.

Example: Your bot opens a grid of trades at the New York open. If volatility spikes, you step in to reduce exposure or pause trading—avoiding a drawdown day.

Hybrid bots are especially useful for challenges where even small mistakes can cause disqualification.

Adaptive Logic: Hybrid bots can use volatility filters to auto-scale risk or pause themselves during news events.

Human Override Systems: Implementing kill-switches, pause buttons, or alerts to allow human intervention can safeguard the challenge.

4. Tips for Success

- **Test Like It's Real:** Simulate challenges on a demo first. Match drawdown rules, trade size, and minimum days.
 - **Set Max Risk Per Session:** Define clear stop levels. For example, stop trading after \$500 loss on a \$100K account.
 - **Avoid News Events:** Disable the bot or reduce lot size during major economic reports.
 - **Use Logs and Journals:** Review every trade. Adjust parameters based on performance.
 - **Don't Overoptimize:** Avoid curve-fitting during backtesting. Your strategy should perform across different conditions.
 - **Limit Trading Hours:** Use time filters to only run bots during known high-probability sessions, such as the New York open.
 - **Monitor Broker Execution:** Ensure the prop firm's broker aligns with your bot's execution needs—slippage, spreads, and latency can impact results.
-

5. Real-World Example: Scaling a Prop Strategy

Let's say you're running a hedging grid bot on a \$100K challenge. You set:

- Max daily loss: \$900
- Bot auto-pauses if exposure exceeds 2 lots
- Manual override enabled during CPI or FOMC news

You test for 20 days in demo and tweak your exit logic. Then on day 21, you go live and pass with 4% gain in 9 days—never breaching rules.

This combination of **testing, automation, and intelligent intervention** is the formula.

6. Final Words

AI bots can absolutely help you pass prop firm challenges—but they're not set-and-forget tools. The most successful traders combine automation, discipline, and oversight.

Treat the bot like a co-pilot: let it do the heavy lifting, but be ready to take the wheel when needed.

With the right preparation, smart testing, and a mindset built around accountability, AI can be your ticket to long-term funding and sustainable trading success.

Chapter 9: Branding and Monetizing Your AI Trading System

Building a successful trading strategy is just the beginning. The next level is learning how to **package it, share it, and earn from it**—without compromising your edge.

That’s what I’ve done with *Trade AI Now*.

After years of trial, failure, rebuilding, and refining, I realized I wasn’t just building bots—I was building a system. Something others could learn from, use, and succeed with.

Step 1: Create a Brand with Purpose

Start with a clear name that reflects your mission.

For me, it was about clarity and precision—**Trade AI Now** felt like the right call.

You don’t need to be fancy, but you do need to be consistent.

Step 2: Offer Real Value

I created free and paid manuals.

I built multiple bots—some are free to try, others are available for rent on MetaTrader.

I gave traders options—high risk, low risk, prop firm-friendly—and explained the logic behind each.

Step 3: Set Up Your Hub

A simple website goes a long way.

Make it educational first, promotional second.

Let people explore, learn, and connect with your tools.

Step 4: Monetize Smart

- Offer one bot for free to build trust
- Rent the others through MetaTrader or licensing deals

- Sell your manuals as digital products
- Bundle them for added value
- Use AI chat tools to keep users engaged and supported

Final Thought

If you've built something that works, don't hide it.
Package it with care, speak to your audience, and give others the chance to grow with you.
You don't need to sell hype—you just need to show what's real.

That's what this chapter is about.
Turning your system into something bigger—**a business, a brand, a future.**

Chapter 10: The Future of AI in Trading

Many traders ask the same questions:

Will trading always be around? Will AI take over? Is there still opportunity to make money in the markets?

The answers aren't black and white—but they are filled with possibility.

Yes, AI is changing the landscape

Markets are faster, smarter, and more automated than ever.

Machine learning models run in the background of hedge funds. Bots scalp the markets 24/7.

Retail traders now have tools that used to be exclusive to institutions.

But here's the truth: **opportunity still exists.**

Because AI—while powerful—is not perfect.


It doesn't think in nuance. It doesn't feel hesitation. It can't “wait for the right moment” without a rule being written by someone like *you*.

This is where human intelligence still wins

Success in the future belongs to the trader who knows how to work with AI—not fear it.

It's about combining automation with intuition.

Letting bots handle the execution, while you control the *strategy, timing, and risk*.



🧠 **The real edge going forward is this:**

- Knowing **when to trade**
- Knowing **when to turn the bot off**
- And knowing how to **protect your capital**, not just grow it

This balance will always matter.

📊 **So... will AI take over trading?**

In some ways, it already has.
But the doors aren't closing—they're just shifting.
And the traders who adapt, learn, and build systems that evolve with technology will not only survive... **they'll lead.**

Let that be your focus.
You don't need to compete with AI—you need to *partner with it*.
And when you do that, the future of trading looks brighter than ever.