

# HOW TO USE TRADESCOPE ON TRADEAI NOW



Market Master AI



Trade Coach AI



Mindset Coach AI

TradeAI Now

# About This Manual




**Welcome to TradeAI Now — Where Smart Trading Begins.**

We harness the power of AI to help traders succeed. We offer **AI guidance**, **cutting-edge bots**, **real-world strategies**, and **proven systems** that bring structure and confidence to your trading.

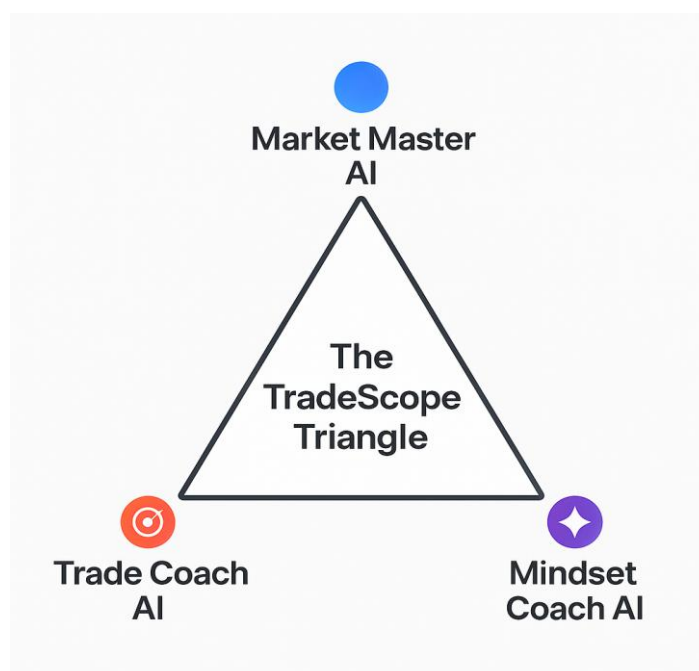
Whether you're **growing a personal account**, **managing investor capital**, or **working to pass a prop firm challenge**, TradeAI gives you the tools, knowledge, and support to help you win.

This manual was created to show you exactly **how to use TradeScope AI**, the core system inside TradeAI Now. You'll learn how to access it, how each AI assistant works, and how to integrate them into your daily routine for smarter, faster decision-making.

TradeScope is built for **all traders** — scalpers, swing traders, and prop-firm competitors alike. It combines three essential elements of success:

-  **Market Master AI** – Real-time market analysis and setup ideas.
-  **Trade Coach AI** – Strategy, execution, and risk management.
-  **Mindset Coach AI** – Psychology, discipline, and focus.

Together, they form the **TradeScope Triangle** — Analysis, Strategy, and Mindset — designed to help you trade with clarity and consistency.





# TABLE OF CONTENTS

## **1 Introduction – What Is TradeScope AI**

## **2 Why TradeScope Was Built**

## **3 Getting Started on TradeAI.Now**

## **4 Meet the Three AIs**

 *Market Master AI*

 *Trade Coach AI*

 *Mindset Coach AI*

## **5 Using Market Master AI**

## **6 Using Trade Coach AI**

## **7 Using Mindset Coach AI**

## **8 Pro Tips for Best Results**

## **9 Sample Trading Routine Using TradeScope**

## **10 Disclaimer & Final Thoughts**




# 1. Introduction – What Is TradeScope AI

TradeScope AI is your all-in-one trading copilot, built directly into [www.TradeAI.Now](https://www.TradeAI.Now). It's not just another tool — it's a complete AI-powered ecosystem designed to help traders analyze markets, plan trades, and strengthen their mindset in one clean flow.

Every trader faces the same challenges: information overload, emotional decisions, and inconsistent structure. TradeScope fixes that by creating a *repeatable system* — one that combines technical precision with emotional control.

TradeScope isn't here to replace your style of trading — it's here to **enhance it**. Whether you scalp, swing, or manage prop-firm accounts, it adapts to your rhythm and gives you instant clarity. You can check trends, design setups, plan risk, or reset your mindset — all in one session.

 *Suggested Image:* Screenshot of the TradeScope AI interface with the three coach buttons visible.

---



## 2. Why TradeScope Was Built

Most traders lose not because they lack talent — but because they lack **structure**. They jump between charts, signals, and emotions without a system that ties it all together. TradeScope was created to solve that problem.

The goal is simple:  
to help traders trade **smarter, calmer, and more consistently**.

TradeScope was built around three pillars:

- **Clarity** – turn noisy markets into simple insights.
- **Structure** – follow a logical, repeatable process.
- **Discipline** – stay composed under pressure.

It was also designed for **hybrid traders** — those growing personal accounts *and* those chasing prop-firm funding. Prop-firm traders need to stay within strict rules (like drawdown or consistency limits), while personal traders crave flexibility. TradeScope helps both by balancing performance and control.

# ANALYZE



# PLAN



# EXECUTE



Trade Coach AI



# REFLECT






## 3. Getting Started on TradeAI.Now

Getting started with **TradeScope AI** is fast and simple — everything runs directly inside [www.TradeAI.Now](https://www.TradeAI.Now).

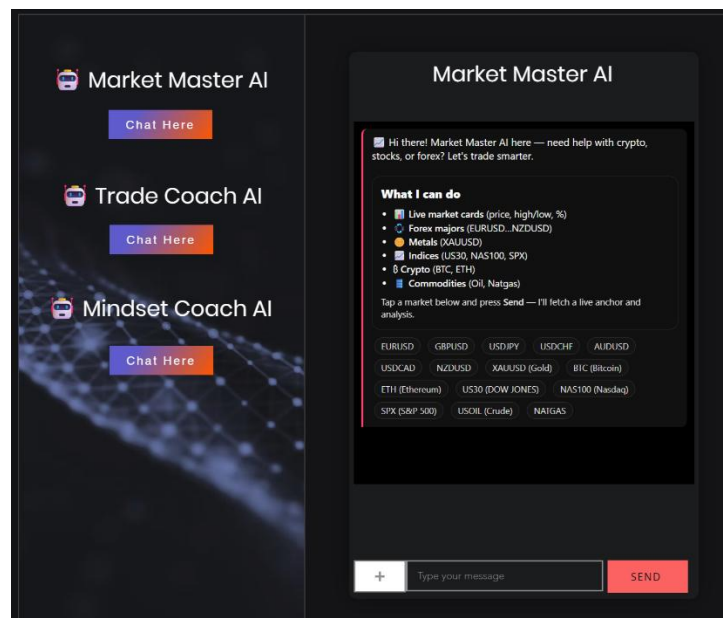
There's nothing to install or configure. Just open your browser, log in, and start chatting with your AIs.

### Step-by-Step:

1. Go to [www.TradeAI.Now](https://www.TradeAI.Now)
2. On the homepage, find the **TradeScope AI** section — it's the central hub where all three AIs live.
3. Click or tap the AI you want to interact with:
  -  **Market Master AI** – for live market analysis, asset insights, and forecasts.
  -  **Trade Coach AI** – for strategy building, execution rules, and risk planning.
  -  **Mindset Coach AI** – for psychology, focus, and motivation before or after trading.
4. Type your message in the chat box and press **Send** — that's it.

Each AI is available 24/7 and adapts to your questions in real time.

You can analyze a chart, review your trading plan, or even ask for motivation before a big session — all in one place.





## 4. Meet the Three AIs

TradeScope AI is made up of three smart personalities — each one focused on a specific pillar of trading success. Together, they form a complete feedback loop for continuous growth.

---



### Market Master AI

Your real-time market analyst.

Market Master gives you instant insights on **forex, gold, crypto, and indices** — including trends, support/resistance, and risk zones.

Ask it questions like:

- “What’s the current outlook on US30?”
  - “Is gold trending bullish or bearish today?”
  - “Show me a safe entry for EUR/USD.”
- 



### Trade Coach AI

Your strategy and execution mentor.

Trade Coach helps you think like a pro by guiding you through risk management, trade setups, and execution planning.

Ask it:

- “Analyze my trade idea on gold.”
  - “What’s a solid stop-loss for prop-firm trading?”
  - “How can I scale into a winning position safely?”
- 



### Mindset Coach AI

Your trading psychologist and motivator.

Mindset Coach helps you stay calm under pressure, recover from losses, and build mental strength for consistent performance.

Ask it:

- “I’m feeling nervous before trading — what should I do?”
- “Remind me of the 10 Rules for Success.”
- “Help me reset after a bad day.”

## 5. Using Market Master AI

**Market Master AI** is your real-time analysis partner — built to help you see the market with clarity and confidence.

It scans price data, interprets structure, and summarizes trends in seconds.





Whether you are trading **Gold (XAU/USD)**, **US30**, **Forex pairs**, or **Crypto**, Market Master provides a quick directional bias, identifies support and resistance levels, and highlights high-probability setups.

---

### How to Use It

1. Click **Market Master AI** on the TradeScope page.
  2. Click or type the symbol or instrument you want to analyze — for example:
    - *Gold* or *XAUUSD*
    - *US30* or *Dow Jones*
    - *EUR/USD* or *EURUSD*
  3. Market Master AI will reply with a data card that includes:
    - **Live Price, High, and Low** – a real-time snapshot of the market.
    - **Brief Analysis** – key insights driving current direction or rotation.
    - **Recent News** – quick updates on headlines or sentiment affecting price action.
    - **Interactive Buttons** – View Chart, News, Calendar, and AI Advice for deeper exploration.
- 

### Understanding the Buttons

Button	Purpose
 <b>View Chart</b>	— Opens a live chart window for the selected asset, showing current structure and recent movement.
 <b>News</b>	— Displays the top financial headlines influencing that symbol.
 <b>Calendar</b>	— Shows relevant upcoming events (economic releases, earnings, etc.) that could cause volatility.
 <b>AI Advice</b>	— Opens the interactive coaching window — where the AI provides deeper bias confirmation, setup ideas, and risk management guidance.

Together, these tools let you move seamlessly from **data** → **context** → **decision**, all within the TradeScope window.



## AI Advice – The Heart of TradeScope

AI Advice is the most advanced feature inside TradeScope — the point where information turns into intelligent conversation. Instead of just summarizing data, it becomes your **AI trading coach**, guiding you step-by-step through decision-making.

When you click **AI Advice**, the system reads your **Live Price Anchor**, then gives you customized coaching based on current market conditions. It will often ask you questions to refine your bias and encourage structure in your thinking.

Example response:

*“Your Live Anchor is 46,068 (US30). If you’re bullish, look for a breakout above resistance. If bearish, watch for rejection near key levels. Define your entry trigger clearly, such as a confirmation candle or pattern.”*

AI Advice helps you build discipline and structure by prompting you to:

- Identify your **market bias** (bullish, bearish, or neutral).
- Define **entry criteria** before reacting to the market.
- Set **stop-loss levels** and proper **risk percentages**.
- Maintain emotional control and avoid impulsive decisions.

This interaction feels like having a real trading mentor in your chat window — one that teaches, not just tells.

*AI-generated coaching for education. Not financial advice.*

---

### Pro Tip

Use Market Master AI before placing any trade.

Let it confirm direction, define anchor levels, and identify key catalysts.

Once you have clarity, move to **Trade Coach AI** for deeper strategy and execution planning.

Market Master AI

Catch Up

AI Advice

Dow Jones

US30 (DOW JONES)

Price: \$46,067.58

High: \$46,153.49

Low: \$45,698.46

Change: ▲ 1.29%

Analysis: Dow rotation matters: industrials/healthcare leadership vs tech. Let cash-open imbalance resolve before entries.

News: Rate path and earnings beats/misses steer tone.

View Chart

News

Calendar

AI Advice

+

Type your message

SEND

AI Advice

Live Anchor: 46,068 (live)

What's your current trading plan for US30? Are you looking for a specific setup, bias, or key levels to focus on?

If you're considering a long position, identify support levels around 45,800-46,000. For a short position, watch for resistance near 46,500-46,700.

Make sure to define your entry criteria and confirm with indicators or price action.

Also, consider the broader market context and any upcoming news that could impact volatility.

Let me know your focus, and I can help refine your plan!

AI-generated coaching for education. Not financial advice.

Quick options:

Forecast

Trade Setup

Risk Management

+

Type your message

SEND

AI Advice

US30 — Forecast (Today Intraday) • H1

Today (Intraday)

This Week

2 Weeks

- Bias: Neutral to slightly bearish; recent price action shows consolidation near all-time highs with signs of exhaustion and mixed short-term signals.

- Session map: New York session likely drives the move due to US macro data releases and earnings influencing US30 volatility today.

- Range: Expected intraday band roughly 45,920 to 46,400, with key levels at 45,920 (pivot), 46,120 (resistance), and 46,400 (target if bullish).

- Scenarios: Break above 46,120 → bullish momentum toward 46,400-46,630; fail/reject at 46,120 → pullback to pivot 45,920 or lower support near 45,800.

- Risk: Volatility drivers include US earnings reports, economic data releases during NY session, and potential liquidity shifts ahead of midweek events.

Check the economic calendar.

Not financial advice. Verify levels & news.

Build Setup from this

+

Type your message

SEND

AI Advice

setup

Live Anchor: 46,068 (live)

For US30 at 46,067.58, consider a setup focusing on key support and resistance levels.

Plan:

1. Identify Levels: Look for support around 45,800 and resistance near 46,300.

2. Bias: If price breaks above 46,300, consider a bullish bias; if it falls below 45,800, shift to bearish.

Entry:

- Bullish: Enter above 46,300 with confirmation (e.g., a close above).

- Bearish: Enter below 45,800 with confirmation.

Targets:

- For bullish, target around 46,600; for bearish, target 45,500.

Stop Loss:

- Place a stop loss 100 points below your entry for both scenarios.

+

Type your message

SEND

## 6. Using Trade Coach AI

**Trade Coach AI** is your strategy and execution partner.

It bridges the gap between good analysis and great results by helping you structure every trade with a clear plan.

Once you know your direction from Market Master AI, Trade Coach walks you through how to turn that information into an actionable setup — including entries, exits, risk size, and execution discipline.

---

### How to Use It

1. Click **Trade Coach AI** on the TradeScope page.
  2. Type or describe your trade idea — for example:
    - *“Analyze my trade idea on Gold 1H.”*
    - *“Help me plan a short on US30 near resistance.”*
    - *“What’s a safe position size for EUR/USD?”*
  3. Trade Coach AI will respond with a structured outline that may include:
    - **Entry Logic:** Clarifies where and why to enter the trade.
    - **Stop-Loss & Take-Profit:** Suggests proportional risk and realistic targets.
    - **Position Sizing:** Helps you calculate lot size or capital allocation.
    - **Execution Rules:** Reminds you of timing, confirmation signals, or emotional control before entry.
- 

### Risk & Strategy Planning

Trade Coach helps you think like a professional by enforcing a clear process before you click “buy” or “sell.”





It encourages traders to:

- Define **bias** and entry reason before opening any trade.
- Pre-determine **risk per trade** (for example, 1-2 % of capital).
- Set a **maximum daily drawdown** and **take-profit target** to stay within prop-firm guidelines.
- Log or review completed trades for learning and consistency.

This structure prevents over-trading and emotional reactions by keeping every decision tied to a logical plan.

---

## AI Features Inside Trade Coach

Feature	Purpose
 <b>Risk Calculator</b>	Estimates lot size and risk percentage based on your stop-loss distance.
 <b>Execution Guide</b>	Gives pre-trade reminders — confirmation candle, patience before entry, or timing notes.
 <b>Strategy Review</b>	Evaluates your setup type (trend, breakout, reversal) and suggests improvements.
 <b>Discipline Notes</b>	Provides short mindset cues to maintain control during live trading.

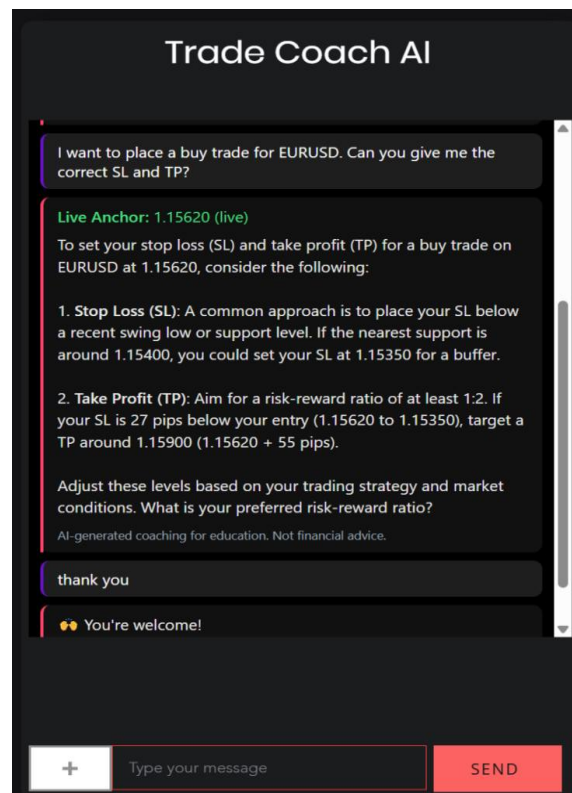
---

### Pro Tip

Use **Trade Coach AI** after getting your analysis from Market Master. Confirm your bias, then ask Trade Coach to structure the trade step-by-step:

“Help me plan a conservative long setup on Gold based on Market Master’s forecast.”

This ensures your entries are data-driven, your risk is defined, and your execution remains disciplined.



# 6A. Trade Coach AI Prompt Playbook

The quality of your AI coaching depends on how you ask your questions. Trade Coach understands natural language, but when you structure your prompts clearly, it responds with professional-grade precision.

## Basic Prompts

These are short and direct — perfect for new users or quick setups.

“I want to place a buy order on EUR/USD. Please give me SL and TP.”

“What’s a safe stop-loss for gold if I enter long at 2350?”

“Help me plan a short on US30 near resistance.”

“I just lost 3 trades in a row. How should I reset before trading again?”

## Advanced Prompts

For traders who want full structured coaching — entries, risk, and execution logic.

“Analyze EUR/USD 1H. I want to place a long position if price breaks the previous high. Suggest entry, stop-loss, and take-profit levels with risk management for a 1% rule.”

“Give me a trade plan for Gold on the 4H timeframe using a breakout setup. Include bias, volatility notes, and risk-to-reward ratio.”

“Create a strategy for US30 that limits drawdown to 2% while maintaining at least a 1.5R target.”

## Smart Combo Prompts

These integrate multiple AIs inside TradeScope for a full-circle workflow.

“Based on Market Master’s outlook, help me build a trade plan for EUR/USD.”

“Market Master says Gold is bullish — help me plan the safest way to enter.”

“I’m nervous about overtrading after 2 losses. Ask Mindset Coach for a pre-trade reset before I enter again.”

## Pro Tips

- Be specific about **timeframe** and **bias** (e.g., “Gold 1H long setup”).
- Use natural sentences — Trade Coach understands conversational prompts.
- Ask for **risk limits** (“keep drawdown under 2%”) to get realistic plans.
- Reference Market Master or Mindset Coach when needed — they work together.

# MINDSET IS EVERYTHING



## 7. Mindset Coach AI — The Inner Game

The moment your emotions take control, the market already has you beat.

Every trader knows that feeling — watching a winning trade turn red, closing too early out of fear, or doubling down from frustration. You're not fighting the market. You're fighting yourself.

Mindset Coach AI was built to help you win that fight. It's your calm in the chaos — a steady voice when emotion tries to take over. It teaches you how to pause, reflect, and reset before making the next move.

This isn't theory. It's survival. Mindset Coach AI was born out of real pressure — the kind that tests everything inside you. When fear, stress, and doubt start to spiral, this AI helps you get grounded again. It guides you to trade with awareness instead of emotion.

It helps you:

- Recognize the emotional triggers that sabotage consistency.
- Regain clarity after a loss or high-stress session.
- Rebuild focus before major trading windows.
- Strengthen discipline to follow your plan — even when tempted to break it.

“You don't need to win every trade — you just need to stay in the game long enough to win the right ones.”





The truth is, mindset isn't what you *know* — it's what you *practice*. Every chart, every trade, every session is a chance to build your internal control.

Mindset Coach AI is here to help you practice that control — to help you stay calm, confident, and clear no matter what's happening on the screen.



## How to Use Mindset Coach AI

1. Click **Mindset Coach AI** on the TradeScope page.
2. You'll see four main buttons that guide your mental routine before and after trading. Each one is designed to help you strengthen emotional control and stay grounded during market stress.

Button	Purpose
 <b>Daily Check-In</b>	Start your day by centering your thoughts. The AI asks short questions about your focus, confidence, and current mindset before you trade.
 <b>Affirmations</b>	Generates personalized confidence statements to replace doubt with calm focus. Great before high-volatility sessions.
 <b>10 Rules for Success</b>	Lists powerful mindset rules — simple principles that keep traders disciplined and emotionally balanced.
 <b>Reset Mind</b>	Helps you release frustration or anxiety after a loss or stressful session, guiding you back to neutrality before reentering the market.

Mindset Coach AI can also recognize natural prompts — you don't always need to click a button.

You can type things like:

“I feel nervous about trading today.”

“Remind me to stay patient during drawdown.”

“I broke my plan again — help me reset.”

The more you talk to it honestly, the more helpful it becomes.





## 8. Pro Tips for Best Results

TradeScope AI is powerful — but it's only as good as the mindset, patience, and consistency behind it. The key to mastery isn't speed; it's rhythm. When you follow a structured process, everything starts to click.

Here are some lessons and habits that make the difference between just *using* the AIs and truly *trading with them*.

---

### 1. Use the AIs in Order

Every session should follow the same flow:

 **Market Master AI** →  **Trade Coach AI** →  **Mindset Coach AI**

This sequence builds discipline.

Start with market context, move into strategy planning, then finish with mental alignment.

When you stay consistent with this order, your trading becomes predictable — not reactive.

---

### 2. Don't Rush the Process

AI can generate setups instantly, but that doesn't mean you should act instantly.

Pause. Reflect. Ask follow-up questions.

The extra 30 seconds you spend clarifying a setup can save you thousands in emotional mistakes.

---

### 3. Use Mindset Coach Daily

Most traders skip it — don't.

Even a one-minute check-in can change how you approach the market.

Confidence and clarity often matter more than analysis.

---

### 4. Keep a Trading Journal

Write down what the AI tells you — forecasts, trade plans, mindset reminders.

It helps you learn your own patterns faster.

TradeScope gives you guidance; your journal turns that into wisdom.

## 5. Respect the Drawdown

The goal isn't to avoid drawdown — it's to manage it without emotion.  
When you hit a losing streak, talk to the AIs.  
Let them help you reset before revenge trading takes over.

---

## 6. Treat It Like a Team

Think of your three AIs as your trading team:

- Market Master gives the data.
  - Trade Coach builds the plan.
  - Mindset Coach keeps you grounded.
- You are the captain — but no captain wins without listening to their team.
- 

“Trading is not about predicting the market. It's about managing yourself inside the market.”

Keep showing up. Stay patient. Let TradeScope help you turn consistency into confidence — and confidence into success.



Turn **CONSISTENCY**  
into confidence —  
and confidence into  
**SUCCESS.**

# 9. Sample Trading Routine Using TradeScope

This example shows how a disciplined trader can combine all three AIs — **Market Master**, **Trade Coach**, and **Mindset Coach** — into one smooth routine. Use it as a guide, then adjust the timing and rhythm to match your own style.

---

## Step 1 – Start with Calm and Focus

Before opening any chart, launch **Mindset Coach AI**.  
Run a quick *Daily Check-In* or *Reset Mind* session.  
Spend 60 seconds answering honestly — how do you feel today? Rested? Rushed?  
Mindset Coach helps you neutralize emotion before analysis begins.

---

## Step 2 – Analyze the Market

Open **Market Master AI**.  
Ask for the day's outlook on your preferred symbols:

“What's the short-term bias on US30?”  
“Is gold (XAU/USD) showing strength or weakness?”

Market Master returns live price, highs/lows, key levels, and recent news.  
Review support, resistance, and sentiment to set your direction for the session.

---

## Step 3 – Plan the Trade

Move to **Trade Coach AI** to turn that analysis into a structured plan.

“Based on Market Master's analysis, help me plan a long on gold with 1 % risk.”

Trade Coach responds with a full outline — entry logic, stop-loss, take-profit, and position sizing.  
If you're in a prop-firm challenge, you can even say:

“Keep drawdown under 2 % and target 1.5 R.”

Write the plan in your journal before taking action.

---

## Step 4 – Execute with Discipline

When the setup appears, follow your plan exactly.

If you feel hesitation or fear creeping in, open **Mindset Coach AI** again and type:

“Remind me to trust the plan.”

This simple step keeps emotion from taking control at the moment it matters most.

---

## Step 5 – Reflect and Review

After the session, return to **Mindset Coach AI** for a quick reflection:

“Help me review today’s trading mindset.”

Then record your thoughts: what went well, what felt off, and what you’ll adjust tomorrow. TradeScope isn’t just about better trades — it’s about building better habits.

---

## Pro Routine Example

Time (GMT)	Action	AI Used
07:00	Morning check-in & focus	Mindset Coach AI (Daily Check-In)
07:15	Market overview	Market Master AI
07:30	Trade planning	Trade Coach AI
08:00	Execution window	You + Plan
12:00	Session review & reset	Mindset Coach AI

---

## Final Tip

The market rewards consistency.

Follow this flow each day — start with your **mind**, move through **analysis**, plan with **structure**, and end with **reflection**.

“Structure creates confidence. Confidence creates results.”

A person in a dark suit is seen from behind, looking at a large screen. The screen displays a line graph with a blue line and a red line, set against a dark background. The person's head and shoulders are visible in the foreground, slightly out of focus.

“

Structure creates  
confidence.  
Confidence  
creates results.

”

# 10. Disclaimer & Final Thoughts

## Final Thoughts

TradeScope was designed to make trading simpler, smarter, and more structured. Each AI — **Market Master**, **Trade Coach**, and **Mindset Coach** — plays a role in helping you make better decisions.

But remember this: no system or AI can replace your personal discipline.

Trading success doesn't come from chasing signals — it comes from *building habits*.

Stay patient. Review your trades. Keep your drawdown low.

TradeScope gives you the tools, but *you* create the results.

“Consistency is built one decision at a time.”

---

## Disclaimer

All content and tools in TradeScope AI are for **educational and entertainment purposes only**.

TradeScope does **not** provide financial advice, and no outcome is guaranteed.

Past performance — whether simulated or real — does not predict future results.

Always trade responsibly and consult a licensed financial professional before risking capital.

By using TradeScope AI or any of its bots, you acknowledge that all trading involves risk, and you accept full responsibility for your own decisions.